



THE COMPLIANCE MAP (CMAP) CAMPAIGN MODULE

SUPPLIER USER MANUAL

Revision: 4

Date: 17 June 2026

Contents

Overview.....	4
Acronyms	5
SECTION I: IMPORTANT GUIDELINES FOR SUPPLIERS TO SUBMIT DECLARATIONS TO TE.....	6
1. WHAT SUPPLIERS WILL RECEIVE	6
2. IMPORTANT CLARIFICATION – HOW TO RESPOND TO COMPLIANCE REQUESTS IN CMAP	8
3. IMPORTANT CLARIFICATION – REQUESTS TO BE COMPLETED VIA EMAIL USING TEMPLATES	9
4. MULTIPLE PARTS MAY APPEAR ON A SINGLE SURVEY FORM	9
5. SUPPORTING / EVIDENCE DOCUMENT SUBMISSION	10
6. HANDLING CHANGES AFTER SR/FMD SUBMISSION IN THE CMAP PORTAL	10
7. TEMPORARY CMAP CHALLENGES & INTERIM GUIDANCE TO SUPPLIERS	11
SECTION II - NAVIGATION TO CMAP SUPPLIER PORTAL & INTRODUCTION	12
SECTION II(A) – CMAP SUPPLIER PORTAL LOGIN	12
SECTION II (B) – DETAILING OF SECTIONS IN CMAP SUPPLIER PORTAL FORMS.....	18
SECTION II (B) (1) – DESCRIPTION OF SECTION - ‘BUSINESS INFO’	18
SECTION II (B)(2) – DESCRIPTION OF SECTION - ‘PRODUCTS’	19
SECTION II (B)(3) – DESCRIPTION OF SECTION - ‘MATERIAL SUMMARY’	21
Guidance On Filling Mass, Material Mass %, Material Name & Substance Name on Section - ‘Material Summary’:.....	22
SECTION II (C) – HOW TO MANAGE SURVEY REQUESTS WITH MULTIPLE PARTS:.....	24
1. Submitting Data For All The Parts:	24
2. Submitting Data For Selected Parts Only:.....	24
SECTION II (D) – HOW TO TRACK REQUESTS STATUS:.....	26
SECTION II (E) – HOW TO FILTER REQUESTS BASED ON PART NUMBERS:.....	27
SECTION II (F) - HOW TO FILTER REQUESTS BASED ON COMPLIANCE SPECIFICATION.....	28
SECTION II (G) – INVITE COLLEAGUE TO COMPLETE SURVEY WHEN NEEDED	29
SECTION III: COMPLETING AN SR REQUEST IN THE CMAP PORTAL	31
SECTION III (A): COMPLETING DECLARATIONS FOR PARTS WITH NO REPORTABLE SUBSTANCES	31
SECTION III (B): COMPLETING AN SR REQUEST IN THE CMAP PORTAL FOR PARTS WITH REPORTABLE SUBSTANCES.....	36
SECTION III (B) (1) – SUBMITTING A SUPPLIER RESPONSE (SR) FOR PARTS CONTAINING EXEMPTIONS UNDER EU RoHS MODULE IN THE CMAP SUPPLIER PORTAL	37
SECTION III (B) (2) SUBMITTING SUPPLIER RESPONSE (SR) FOR PARTS CONTAINING REPORTABLE SUBSTANCES FOR ALL COMPLIANCE SPECS	43
EU REACH SVHC	43
EU RoHS.....	50



CA PROPOSTION 65.....	53
EU MEDICAL DEVICE REGULATION	56
REACH ARTICLE 67 / ANNEX XVII.....	60
PFAS.....	63
TE CONNECTIVITY BANNED & TARGETED SUBSTANCES	68
TE LOW HALOGEN	71
SECTION IV - COMPLETING A FULL MATERIAL DISCLOSURE (FMD) REQUEST FOR TE.....	74
SECTION V - COMPLETING TE MEDICAL DEVICE REQUEST	77
SECTION VI - COMPLETING CMRT / EMRT REQUESTS TO TE	81
SECTION VI (A) – COMPLETING CONFLICT MINERAL REPORTING TEMPLATE (CMRT) REQUEST	81
SECTION VI (B) – COMPLETING EXTENDED MINERAL REPORTING TEMPLATE (EMRT) REQUEST	85
SECTION VII - SUPPORTING / EVIDENCE DOCUMENT SUBMISSION TO TE	89
SECTION VII (A) - DOCUMENT SUBMISSION FOR EU RoHS, EU REACH, PFAS, Prop 65, EU MEDICAL DEVICE REGULATION, TE LOW HALOGEN, TE BANNED & TARGETED SUBSTANCE CAMPAIGNS	89
SECTION VII (B) - DOCUMENT SUBMISSION FOR TE MEDICAL DEVICE SURVEY.....	92
SECTION VII (C) - DOCUMENT SUBMISSION FOR CMRT / EMRT.....	95
SECTION VIII - HANDLING TE CUSTOM FORM REQUESTS (TE 6237 / TE 5096 Forms).....	98
SECTION IX - TEMPORARY CMAP CHALLENGES & WORKAROUNDS FOR SUPPLIERS	101
1. MANAGING MULTIPLE PARTS IN A SINGLE SURVEY	101
2. NOT APPLICABLE / ADDITIONAL FIELDS ON SURVEY FORM	103
3. DO NOT SUBMIT ‘UNKNOWN’	104
SECTION X - TABLES IN THE DOCUMENT	106
Revision History.....	108



Overview

CMAP is used by TE as a tool for collecting supplier data to assess product compliance against various chemicals legislation & responsible mineral sourcing. This guide provides instructions on how to complete the data collection requests from TE via the CMAP Supplier Portal.

About This Manual

This manual is designed to guide suppliers through the end-to-end process of responding to CMAP compliance campaigns. It explains how to navigate the CMAP Portal, manage survey requests, submit Supplier Responses (SR) and Full Material Declarations (FMD), Mineral Reporting Templates (CMRT/EMRT) and handle known system limitations using approved interim workarounds. The guidance in this manual helps ensure accurate, timely, and successful submissions during the current CMAP Campaigning phase.

Acronyms

Abbreviation	Meaning
SR	Supplier Response <i>(a high-level compliance declaration submitted by a supplier to confirm whether a part contains or does not contain regulated substances under a specific compliance requirement to confirm compliance status of a part)</i>
FMD	Full Material Disclosure <i>(a detailed declaration submitted by a supplier that provides the complete material composition of a part, including all materials and substances present, along with their respective quantities).</i>
BUILD ID	This acts as a request tracking ID between TE & Suppliers
RoHS	Restriction of Hazardous Substances
ECHA	European Chemicals Agency
REACH	Registration, Evaluation, Authorization, & Restriction of Chemicals
Prop65	California Proposition 65
CMRT	Conflict Minerals Reporting Template
EMRT	Extended Minerals Reporting Template
PFAS	Per- and Polyfluoroalkyl Substances
EPA	U.S. Environmental Protection Agency
OECD	Organization for Economic Co-operation and Development
EU MDR	European Union Medical Device Regulation
TE MD	TE Medical Device (TE Custom Specification)
RMI	Responsible Minerals Initiative
SVHC	Substances of Very High Concern
UVCB	U nknown or V ariable composition, C omplex reaction products, or B iological materials
Article	An object that has a specific shape, surface, or design. Its function is determined by its physical form more than its chemical composition
Complex Object	An assembly of multiple articles or components combined together .
Mixture	A combination of substances without a defined shape or structure

SECTION I: IMPORTANT GUIDELINES FOR SUPPLIERS TO SUBMIT DECLARATIONS TO TE

Suppliers must follow the instructions below when responding to campaign requests issued by TE.

1. WHAT SUPPLIERS WILL RECEIVE

Suppliers should be aware of the following when campaign requests are issued by TE:

- **Compliance Requests**

TE issues compliance requests to collect data required for regulatory and customer compliance obligations (e.g., RoHS, REACH, PFAS, Prop65).

- Supplier Response (SR)
- Full Material Disclosure (FMD)
- TE Custom Survey Templates
- Conflict Mineral Reporting Templates (CMRT) / Extended Mineral Reporting Templates (EMRT)

- **Frequency of campaign requests**

- Suppliers will be receiving campaign requests at a frequency of 14 days.

- **Campaign notification emails are sent to the registered supplier email ID with TE**

- Please ensure your contact information is accurate and up to date to avoid missing requests.
 - Log in to **SupplyOn** through <https://partners.supplyon.com/en/te/company-administration>
 - Select 'Administration'
 - Select 'Users and Contacts'
 - Select 'Edit' under the contact record to be updated
 - Update and save

- **Each campaign email is Compliance-specific and associated with a unique Build ID in the email subject**

- The Build ID is associated with a predefined set of part numbers per Compliance Specification, which can be accessed through the CMAP Portal upon login by suppliers.

Below is an example:

REACH Campaign Request - Cloud Supplier Portal Test Email (QA) || Test Supplier Inc. | 1-0001568539 | Build id : 15680

suppliercompliancesupport-qa

##- Please type your reply above this line -##

Dear Valued Supplier

Royal Ele: Test Supplier Inc. / 1-0001568539,

TE Connectivity is engaging our supply chain to collect information regarding legislation on hazardous substances in products. We require your cooperation in processing this request no later than two weeks completed. You can view your progress anytime by clicking the portal link (below).

Visit your personal Portal Link to view all outstanding compliance declaration requests from TE: View Requests <https://teqportal.thecompliancemap.com/Account/Login>

You will receive a "magic link" to log in.


- This link is valid for a limited time and can be re-requested if expired.

Understanding Your Request:

- Each email is associated with a **unique Build ID** (available in the subject line of the email).
- The **Build Id** represents all the parts you are required to answer for a compliance specification (ex. EU RoHS, PFAS, etc).
- You may receive **multiple emails for the same part number** (for different regulations).
- Always use the **Build ID** when:
 - Accessing requests
 - Submitting responses
 - Contacting support

Example

- Each campaign notification email will include a link to access the CMAP Portal
 - Suppliers must use this link to log in to CMAP and complete any survey.
 - Security Verification on login email:** By clicking the survey link in the email, the supplier will receive an email with a link, called '**Magic Link**', through which the supplier will be able to log into CMAP to view their requests (*more details are provided in later Section-III & Section-IV*).



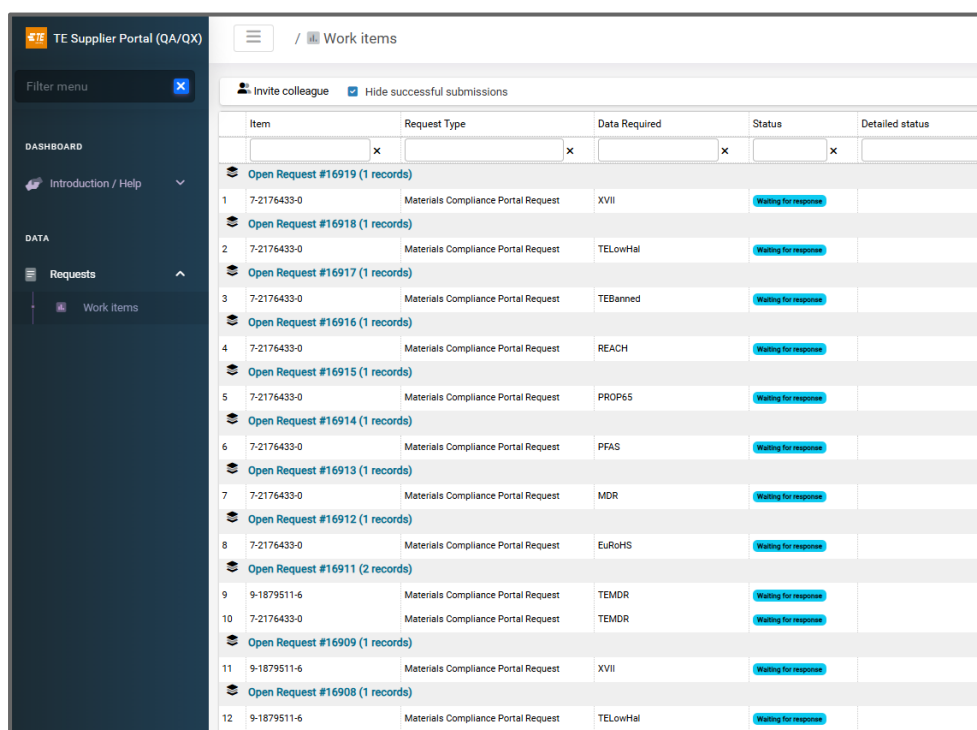
Note:

Magic Link Notification Email:

- Suppliers will receive Magic-Link notifications from Source Intelligence (SI).
- Please ensure these emails DO NOT end up / are NOT treated as spam and are accessible within your organization.

- **Supplier Access to CMAP Portal is independent of Build IDs:**

Suppliers can log into the CMAP Portal using any of the Build IDs received from TE Connectivity. Once logged into the Portal, the supplier will be able to view and respond to **ALL/ANY** open requests from TE.



Item	Request Type	Data Required	Status	Detailed status
Open Request #16919 (1 records)				
1 7-2176433-0	Materials Compliance Portal Request	XVII	Waiting for response	
Open Request #16918 (1 records)				
2 7-2176433-0	Materials Compliance Portal Request	TELowHal	Waiting for response	
Open Request #16917 (1 records)				
3 7-2176433-0	Materials Compliance Portal Request	TEBanned	Waiting for response	
Open Request #16916 (1 records)				
4 7-2176433-0	Materials Compliance Portal Request	REACH	Waiting for response	
Open Request #16915 (1 records)				
5 7-2176433-0	Materials Compliance Portal Request	PROP65	Waiting for response	
Open Request #16914 (1 records)				
6 7-2176433-0	Materials Compliance Portal Request	PFAS	Waiting for response	
Open Request #16913 (1 records)				
7 7-2176433-0	Materials Compliance Portal Request	MDR	Waiting for response	
Open Request #16912 (1 records)				
8 7-2176433-0	Materials Compliance Portal Request	EuRoHS	Waiting for response	
Open Request #16911 (2 records)				
9 9-1879511-6	Materials Compliance Portal Request	TEMDR	Waiting for response	
10 7-2176433-0	Materials Compliance Portal Request	TEMDR	Waiting for response	
Open Request #16909 (1 records)				
11 9-1879511-6	Materials Compliance Portal Request	XVII	Waiting for response	
Open Request #16908 (1 records)				
12 9-1879511-6	Materials Compliance Portal Request	TELowHal	Waiting for response	

2. IMPORTANT CLARIFICATION – HOW TO RESPOND TO COMPLIANCE REQUESTS IN CMAP

Suppliers can respond **only to these listed compliance specifications within the CMAP Portal:**

- EU RoHS
- EU REACH SVHC
- EU REACH Article 67 (Annex XVII/Restriction List)
- EU Medical Device Regulation
- California Proposition 65
- PFAS
- TE Banned & Targeted Substances
- TE Low Halogen

Suppliers must follow the rules below when responding to compliance requests.

As a supplier, you can respond to a survey by providing either **Supplier Response (SR)** or **Full Material Disclosure (FMD)**.

a) Supplier Response (SR) – Always mandatory in CMAP Portal

- Supplier Response (SR) must be submitted in the CMAP Portal following instructions in [Section-III](#).
- SR submission **cannot be** completed via email or attachments.

b) Full Material Disclosure (FMD) – Via Email in IPC 1752A Format

FMD can be submitted via Email (IPC 1752A XML)

- Suppliers may send FMD as **IPC 1752A XML files via email** following instructions in [Section-IV](#).

Note:

Each campaign request (Build ID) is **specific to one compliance specification**, and suppliers must respond with IPC 1752A XML files only to that requested specification through a respective Build ID.

3. IMPORTANT CLARIFICATION – REQUESTS TO BE COMPLETED VIA EMAIL USING TEMPLATES

The following requests must be completed outside the CMAP Portal by filling out the templates attached to the campaign request email and returning them via email as instructed in ‘**SECTION V - COMPLETING TE MEDICAL DEVICE REQUEST**’ and ‘**SECTION VI - COMPLETING CMRT / EMRT REQUESTS TO TE**’:

- **TE Medical Device Survey (TE Custom Campaign Request)**
- **Conflict Mineral Reporting Template (CMRT)**
- **Extended Mineral Reporting Template (EMRT)**

4. MULTIPLE PARTS MAY APPEAR ON A SINGLE SURVEY FORM

As a part of CMAP Out of The Box (OOTB) feature, all the parts from the supplier company that belong to the same compliance spec will appear on the survey form as in below image.

The guidance of managing them for submitting Survey Response (SR) is provided in [Section-IX \(1\)](#).

Complete a declaration

1 Business Info 2 Products 4 Material Summary 6 Sign off form

Level	Product id	Product Description	Effective date (yyyy/mm/dd)	Qty	TELowHal
1					
2	150919475-4				
3	1509194074-4				
4	150919473-4				
5	150919472-4				
6	150919471-4				
7	150919465-4				
8	1509194064-4				
9	150919462-4				
10	150919463-4				
11	150919461-4				
12	150919455-4				
13	1509194054-4				
14	150919453-4				
15					
16					
17					
18					
19					
20					
21					
22					
23					
24					

Add Product Delete Row Add Sub-Products/Child Previous Validate and lock section Cancel

5. SUPPORTING / EVIDENCE DOCUMENT SUBMISSION

The CMAP system **DOES NOT** allow for uploading supporting or evidence documents directly within the CMAP Portal.

Note:

- Supporting documents (e.g., test reports, CoCs) are not required unless specifically requested by TE. If requested, submit via email replying to the respective Build ID email that the part belongs to. Submission of supporting documents alone WILL NOT fulfill a request. Suppliers must provide the required SR or FMD to close it.
- Suppliers receive campaign email specific to **Compliance Spec** with **Unique Build ID**.
Example of File name: Build ID XXXXX_Support Doc_Low Halogen_Test.docx where XXXXX = Build ID Number.

When supporting documents are to be provided to TE (Example: Test Reports/ Certificate of compliance / any other documents), suppliers must submit these via email by replying to the campaign notification, as instructed in the SECTION VII - SUPPORTING / EVIDENCE DOCUMENT SUBMISSION TO TE.

6. HANDLING CHANGES AFTER SR/FMD SUBMISSION IN THE CMAP PORTAL

Please note that once a Supplier Response (SR) is submitted for a compliance specification through the CMAP Portal, the submission is **LOCKED** and cannot be edited.

Complete a declaration

1 Business info 2 Products 4 Material Summary 6 Sign off form

	A	B	C	D	E	F	G	H	I	J	K	L	M	N	P	Q	R
1	Sub Product	Group Authority	Group Identity	Substance Group	Substance	CAS Number	Reporting Level	Threshold	Reportable Application	Above Threshold?	Mass (gm)	Material Mass %	Material Name	Exemptions	Is UVCB?	Comments	
2	EF0163-	IPC	EUROHS-1907	Lead		7439-92-1	Material	1000	All	Yes	0.5	50	EST	EuRoHS-7(c)-I			
3																	
4																	
5																	
6																	
7																	
8																	
9																	
10																	
11																	
12																	
13																	
14																	
15																	
16																	
17																	
18																	
19																	
20																	
21																	
22																	
23																	
24																	

Add row Delete row Toggle UOM Previous Validate and lock section Cancel

If changes are required after submission, the following alternative options are available:

1. Submit a Full Material Declaration (FMD) in IPC 1752A format as attachment via email in response to the campaign notification email as guided in SECTION IV - COMPLETING A FULL MATERIAL DISCLOSURE (FMD) REQUEST FOR TE.
2. If supplier prefers to submit or override the older submission via a new Supplier Response (SR), send request to TE at suppliercompliancesupport@te.com to create a new campaign providing your old Build ID.
Once the new campaign is created, you can submit a new SR for the same compliance specification.

The new Supplier Response (SR) submission will override the older submission in TE.

7. TEMPORARY CMAP CHALLENGES & INTERIM GUIDANCE TO SUPPLIERS

The CMAP system currently has a few known challenges. In the interim, suppliers may need to follow defined workarounds while a permanent solution is being developed. Further updates will be shared as per they are delivered.

Refer to ‘SECTION IX - TEMPORARY CMAP CHALLENGES & WORKAROUNDS FOR SUPPLIERS’ for more information.

— End of Section —

SECTION II - NAVIGATION TO CMAP SUPPLIER PORTAL & INTRODUCTION

This section explains how suppliers access and navigate to the CMAP Supplier Portal using campaign emails.

As a supplier, you will receive campaign emails from suppliercompliancesupport@te.com for all applicable compliance specifications.

SECTION II(A) – CMAP SUPPLIER PORTAL LOGIN

As a supplier,

1. You will receive Campaign email with
 - **Build ID**
 - **Compliance Spec info**
 - **CMAP Portal Link**
2. Click on link in email to navigate to campaign portal

TE Connectivity | TElowHal Campaign Request - Build ID : 16101
Build ID

suppliercompliancesupport-qa
To: [redacted]
Cc: [redacted]

##- Please type your reply above this line -##

Dear Valued Supplier Test Supplier Inc. / 1-0001568839,

TE Connectivity is engaging its supply chain to collect information related to hazardous substances in products. This information is required to support TE's legal compliance obligations for various regulatory requirements and to meet our contractual commitments to customers.

ACTION REQUIRED: Complete and return the TElowHal compliance declaration within 2 weeks of receipt of this email using the instructions below. Reminder emails will be sent bi-weekly until all requirements are completed.

UNDERSTANDING THIS REQUEST:

- You can view your progress and all outstanding compliance requests from TE anytime by clicking your personal CMAP Portal Link below:

https://teqportal.thecomplancemap.com/Account/Login
CMAP Portal Link

- You will receive a "Magic Link" to log in, which is valid for a limited time and can be re-generated by yourself at any time.
- Each email request is associated with a unique Build ID (included in the subject line).
- The Build ID represents the parts for which you are required to respond for a specific compliance specification (e.g., EU RoHS, PFAS, etc.).
- You will receive multiple email requests for the same part number for different compliance specifications, each requiring a separate response with the associated Build ID.
- Always use the Build ID when accessing requests, submitting responses and contacting support.

HOW TO SUBMIT YOUR RESPONSE:

As a supplier, you can respond to a request by providing either a Supplier Response (SR) or a Full Material Disclosure (FMD). FMD is preferred.

- a. Supplier Response (SR):
 - SR must be submitted in the CMAP Portal
 - SR submission **cannot be** completed via email or attachments
- a. Full Material Disclosure (FMD) (PREFERRED):

1

2

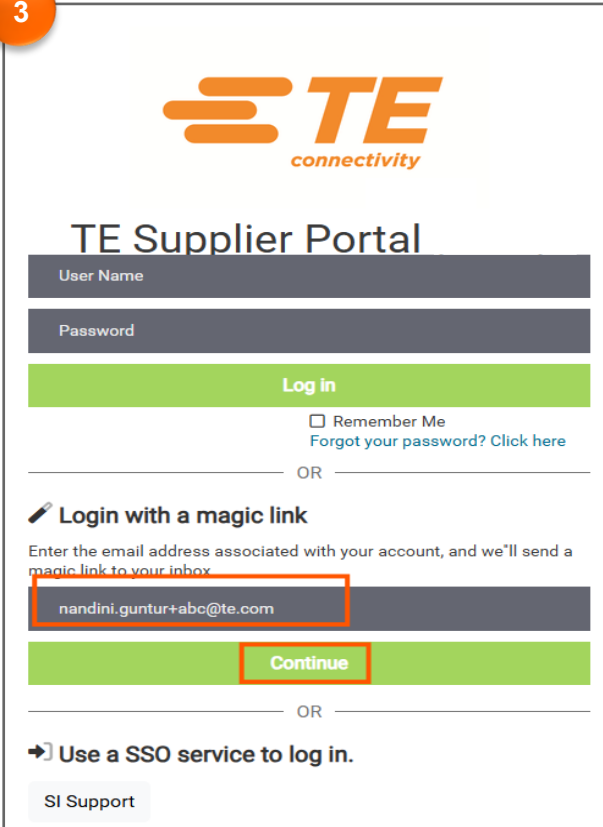
YOU need to click on the link in the email to navigate to the campaign portal

i Build ID – This acts as a request tracking ID between TE & Suppliers


3. YOU will land on the Portal Login page.

Enter registered email id (must be the same as you registered with TE) → Click **Continue**

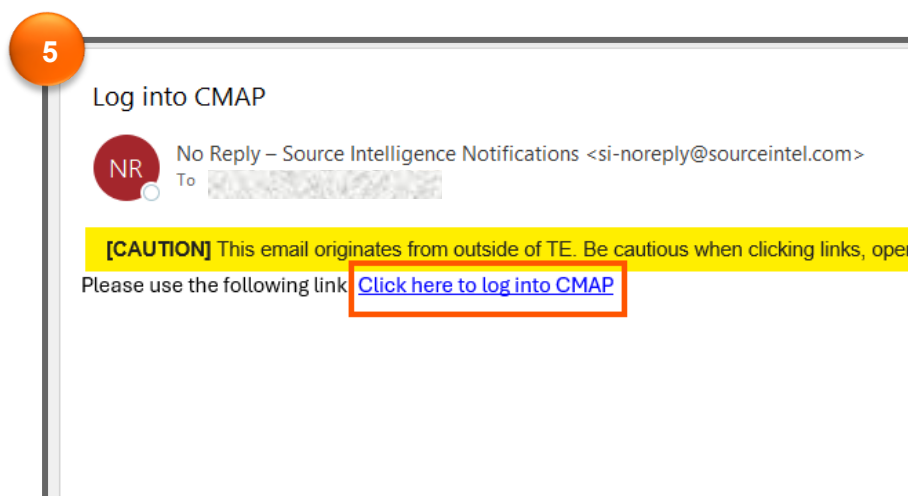
3



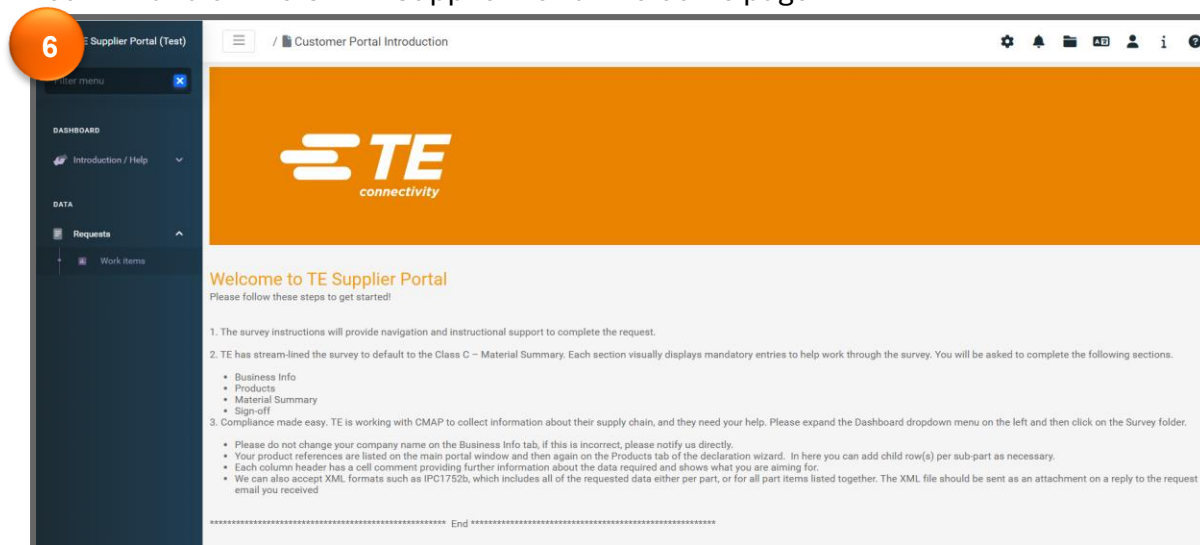
4. You will receive a magic link on your registered email. Click on the link (magic link) received in email.



5. The below screen indicates the magic link is sent on registered email ID.

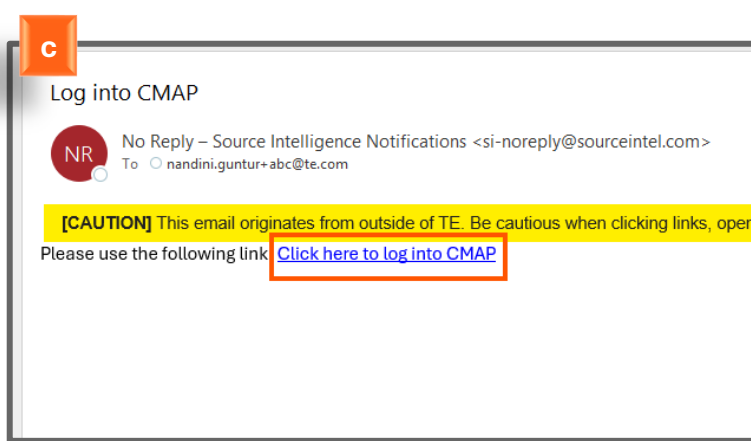



6. You will land on the CMAP Supplier Portal Welcome page.

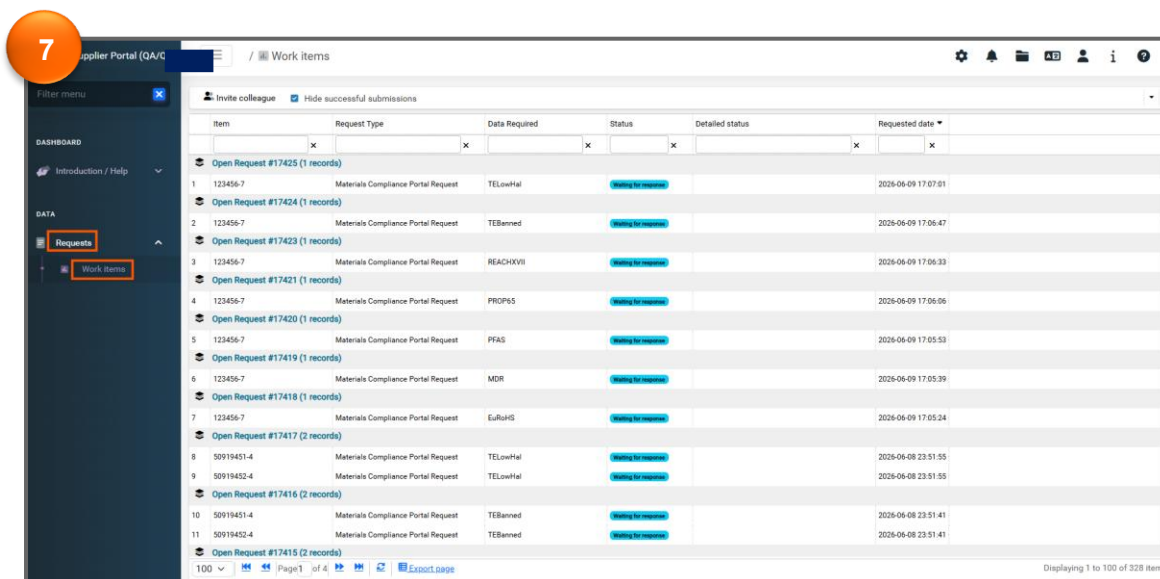


Note:

The **Magic Link** is **valid for 1 hour**. If the link expires, you can self-request a **new** link to continue accessing the CMAP Portal by clicking '**here**' as shown below in '**a**'. This generates a new Magic Link as in '**b**' & '**c**'.



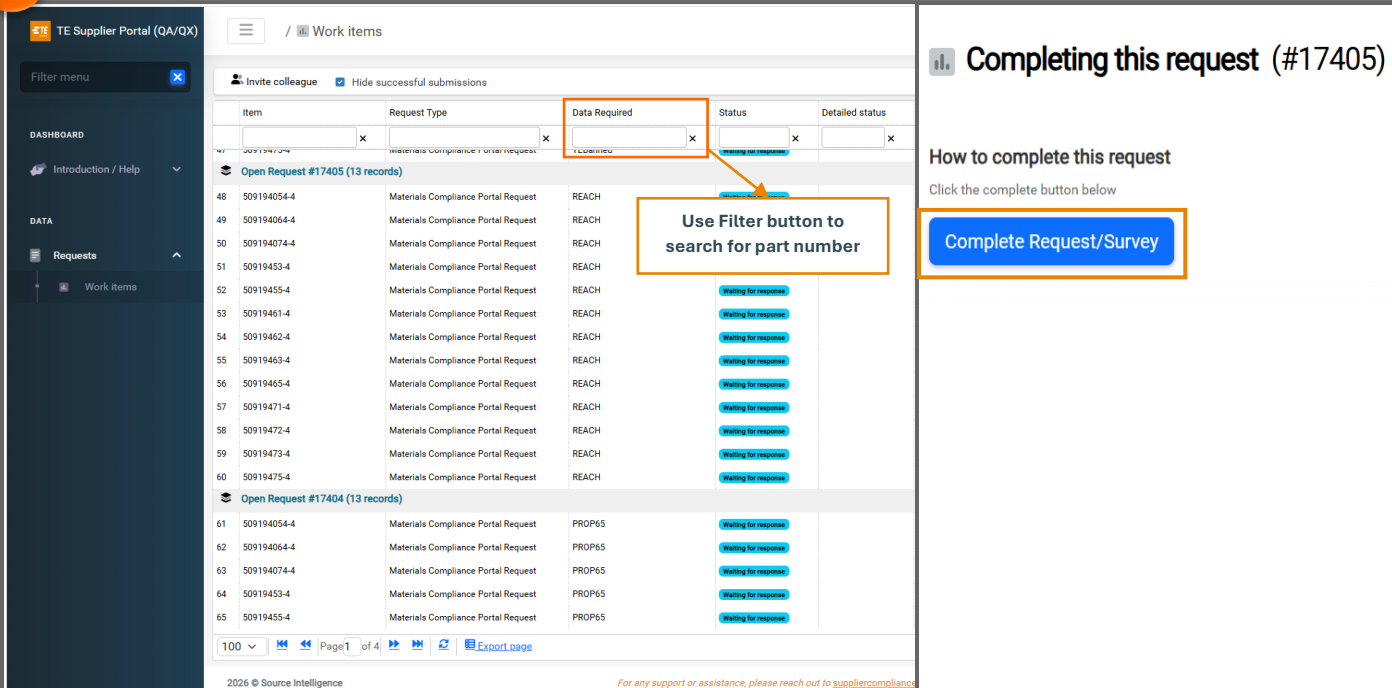
7. Navigate to **Requests** → **Work Items**, to find all your open/closed requests.



8. Click on '**Open Request # XXXXX**' link.

- Click on '**Complete Request/Survey**' to enter into the declaration page.

8



The screenshot displays the TE Supplier Portal interface. On the left is a navigation sidebar with 'Requests' and 'Work items' sections. The main area shows a table of requests. Two sections are visible: 'Open Request #17405 (13 records)' and 'Open Request #17404 (13 records)'. The table columns include 'Item', 'Request Type', 'Data Required', 'Status', and 'Detailed status'. In the 'Data Required' column, a filter icon is highlighted with an orange box, and a callout box points to it with the text 'Use Filter button to search for part number'. On the right side of the screenshot, a panel titled 'Completing this request (#17405)' contains the text 'How to complete this request' and 'Click the complete button below', with a blue button labeled 'Complete Request/Survey' highlighted by an orange box.

9. You will be required to complete the following sections to submit the **Supplier Response (SR)**.
Business Info – Select the **Form Type (Class C for SR)** from the drop-down and provide the company contact information.

- **Products** – Enter product details and declare the compliance status of the campaigned parts/products.
- **Material Summary** – Provide chemical composition details.
 If product is compliant / doesn't contain any reportable substance per respective compliance spec, this section will be auto ignored.

Note:

This section will get automatically skipped if the product is compliant or contains no reportable substances as per the applicable compliance specification.

- **Sign-off** – Submit the response by completing the final sign-off.

9 Complete a declaration

1 Business info 2 Products 4 Material Summary 6 Sign off form

Form type
Class C - Material Summary

Company name
Komax AG

Supplier Contact

Contact Name
Anbu

Contact Title

Contact Phone
4494994084

Contact Email
anbusevelvan.mzxov@te.com

Supplier Authorized Representative

Contact Name
Anbu

Contact Title

Contact Phone
4494994084

Contact Email
anbusevelvan.mzxov@te.com

Copy details Validate and lock section Cancel

The filling procedure for each section in the survey form is detailed & explained in the following section- [Section-II\(B\)](#)

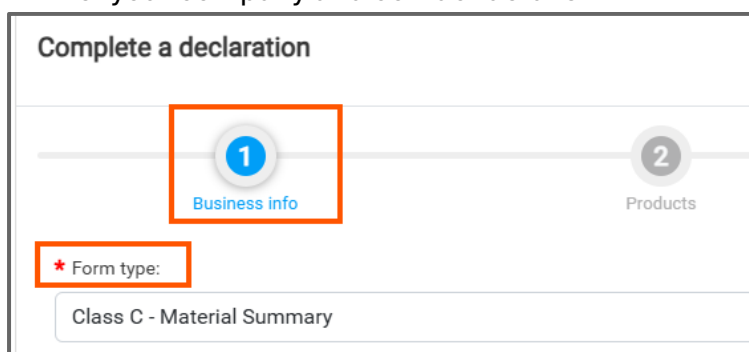
SECTION II (B) – DETAILING OF SECTIONS IN CMAP SUPPLIER PORTAL FORMS

This section explains each section in the survey form along with the detailing of each field in respective section.

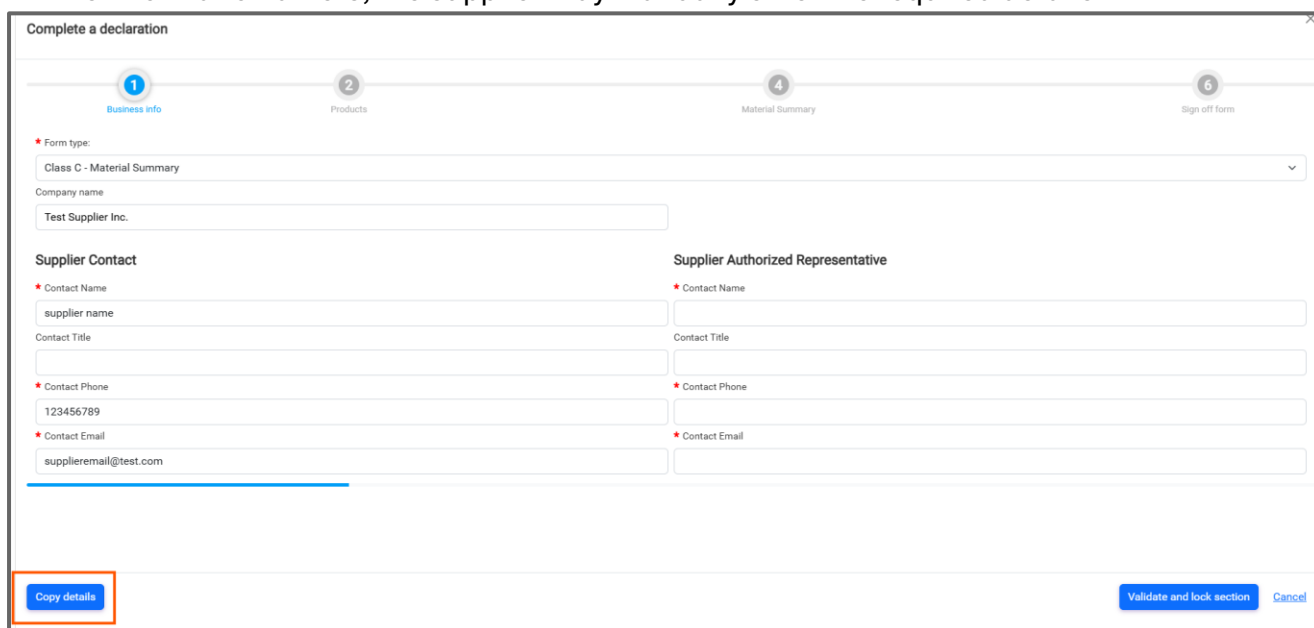
SECTION II (B) (1) – DESCRIPTION OF SECTION - ‘BUSINESS INFO’

After selecting the Build ID to submit the survey, you will be directed to the ‘**Business Info**’ section. In this section, you are required to:

- **Form Type**– Select *Class C – Material Summary* option under ‘*Form Type*’ to provide a Supplier Response (SR).
- Enter your company and contact details



- The supplier must complete all required company and ‘*Supplier Contact*’ details.
- To automatically populate the ‘*Supplier Authorized Representative*’ fields with the same information, click ‘*Copy Details*’.
- If the information differs, the supplier may manually enter the required details.



- Click **Validate and lock section** to move to the next section.

SECTION II (B)(2) – DESCRIPTION OF SECTION - ‘PRODUCTS’

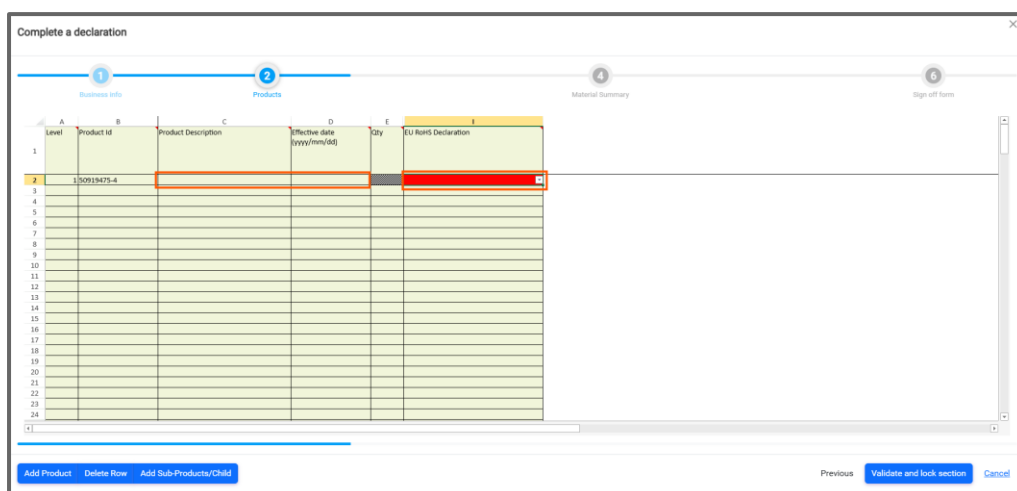
This section details the definitions of each field in ‘*Products*’ section

On ‘*Products*’ section,

- **Product ID** – The column *Product ID* refers to the part number(s).
- Enter the *Product description*, *Effective date* and the compliance spec status.

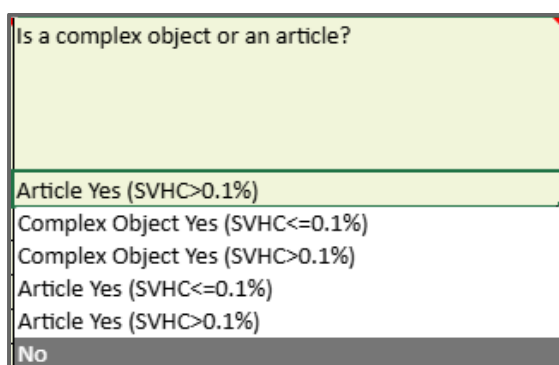
Note:

- Fields highlighted in **red** are mandatory and must be completed.
- Greyed-out fields are not applicable and should be ignored.



Level	Product ID	Product Description	Effective date (yyyy/mm/yy)	EU REACH Declaration
1				
2	150919429-4			
3				
4				
5				
6				
7				
8				
9				
10				
11				
12				
13				
14				
15				
16				
17				
18				
19				
20				
21				
22				
23				
24				

- On **REACH SVHC / REACH Annex XVII (Restriction List) surveys**, the form will contain an additional question ‘*Is a complex object or an article*’ as below on *Products* section.



Is a complex object or an article?

Article Yes (SVHC>0.1%)

Complex Object Yes (SVHC<=0.1%)

Complex Object Yes (SVHC>0.1%)

Article Yes (SVHC<=0.1%)

Article Yes (SVHC>0.1%)

No

- Suppliers are required to select whether the product is a **Complex Object (Article)** or a **Mixture**. This selection determines how material and substance data is structured and reported in subsequent steps.

Complete a declaration

1 Business info 2 Products 4 Material Summary 6 Sign off form

Level	Product Id	Product Description	Effective date (yyyy/mm/dd)	Qty	Is a complex object or an article?	REACH SVHC Declaration
1						
2	1 EFD416-000				Article Yes (SVHC>0.1%)	SVHC in article over 0.1%
3	1 EFD616-000				Article Yes (SVHC<=0.1%)	-) SVHC in article over 0.1%
4					Complex Object Yes (SVHC<=0.1%)	
5					Complex Object Yes (SVHC>0.1%)	
6					Article Yes (SVHC<=0.1%)	
7					Article Yes (SVHC>0.1%)	
8					No	
9						
10						
11						
12						
13						
14						
15						
16						
17						
18						
19						
20						
21						
22						
23						
24						

Add Product Delete Row Add Sub-Products/Child Previous Validate and lock section Cancel

➤ **Definitions of each drop-down option can be referred to below:**

• **Article**

- ✓ An object that has a specific shape, surface, or design.
- ✓ Its function is determined more by its physical form than its chemical composition.
- ✓ **Examples:** Connectors, cables, housings, mechanical components.

• **Complex Object**

- ✓ An assembly of multiple articles or components combined together.
- ✓ Each component may have its own material composition.
- ✓ **Examples:** Multi-part electronic assemblies, connectors with multiple sub-components.

• **Mixture**

- ✓ A combination of substances without a defined shape or structure.
- ✓ Function is determined by chemical composition rather than form.
- ✓ **Examples:** Adhesives, coatings, lubricants, resins, liquid, paste, powder

➤ **How to Select in CMAP Supplier Portal:**

In the CMAP Supplier Portal, this field is simplified into a dropdown option:

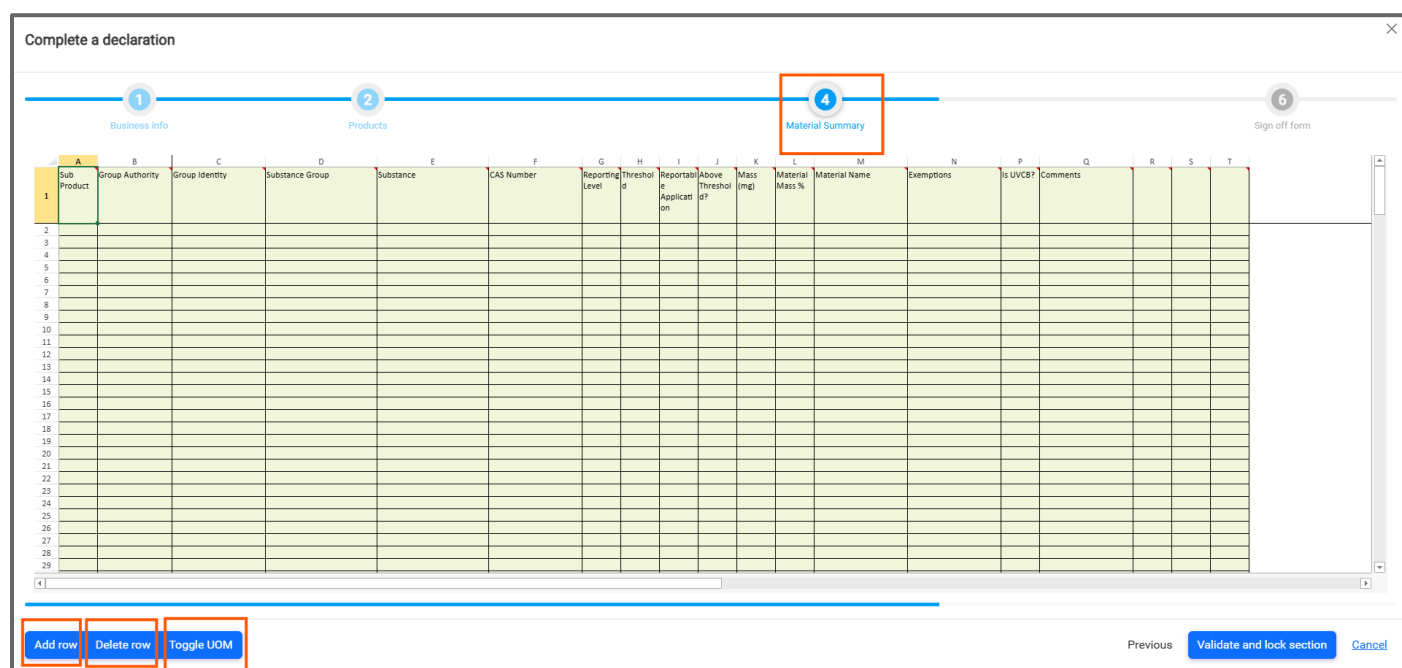
- Select “**Complex Object Yes (SVHC <= 0.1%)**” → If the product is **complex object** (assembly of multiple articles) and **does not contain SVHC above 0.1%** at article level.
- Select “**Complex Object Yes (SVHC > 0.1%)**” → If the product is a **complex object** and **contains SVHC above 0.1%** at article level.
- Select “**Article Yes (SVHC <= 0.1%)**” → If the product is a **single article** and **does not contain SVHC above 0.1%** at article level.
- Select “**Article Yes (SVHC > 0.1%)**” → If the product is a **single article** and **contains SVHC above 0.1%** at article level.

- Select “**No**” → If the product is a **mixture** (e.g., adhesive, coating, resin, liquid, paste, powder) and does not qualify as an article.

SECTION II (B)(3) – DESCRIPTION OF SECTION - ‘MATERIAL SUMMARY’

The **Material Summary** section is used to declare substances present in the product along with their corresponding material and mass details. Suppliers must ensure that all required fields are completed accurately.

This section details for you the definitions & purpose of each field on the ‘**Material Summary**’ page.



The table below explains each field in this section. The “**What You Need to Do**” column shows whether a field is filled automatically or if the information needs to be entered manually.

S. No	Field Name	Definition	What You Need to Do
1	Sub Product	Part or Product Number used in the campaign	Auto-filled (select from list). Displays part numbers from the previous section when you click the cell (A2).
2	Group Authority	Chemical group selection menu	Auto-filled after selection
3	Substance Group	Group of substances (optional)	Auto-filled

S. No	Field Name	Definition	What You Need to Do
4	Substance	Name of the reportable chemical / substance	Auto-filled based on selection through 'Group Authority'
5	Reporting Level	Level required for reporting as per regulation	Auto-filled
6	Threshold	Limit value for the substance	Auto-filled
7	Reportable Application	Application where the substance is regulated	Ignore (not needed for supplier)
8	Above Threshold	Shows if substance is above allowed limit (Yes/No)	Auto-filled
9	Mass	Mass of the substance in material you're declaring	Enter value manually
10	Material Mass %	Percentage of material (you are declaring) in the part	Enter value manually (only if mandatory)
11	Material Name	Name of the material being declared	Enter manually
12	Exemptions	EU RoHS Exemptions - (Applicable for EU RoHS ONLY)	Enter only if applicable for EU RoHS (ignore for other compliance specs)
13	UVCB	Indicates if the substance is a complex composition (UVCB)	Fill only if applicable

Table 1

Guidance On Filling Mass, Material Mass %, Material Name & Substance Name on Section - 'Material Summary':

1. Mass: The **Mass** field represents the weight of the **declared substance** within the selected material.

➤ **How to Fill:**

- Enter the exact weight of the substance present in the material.”
- The value should correspond to the selected **Unit of Measure (UOM)** (e.g., grams (g) or milligrams (mg)).
- Use the **“Toggle UOM”** option if required to switch units.

➤ **Important Guidelines:**

- The total of all chemical masses must be logically consistent with the material weight.
- **Avoid:**
 - Entering total product weight here
 - Leaving the field blank when a substance is declared

2. Material Mass %: Material Mass % represents the percentage of the material in relation to the total product weight.

➤ **How to Fill:**

- Enter the percentage (%) contribution of the material on part level.
- Value must be greater than 0 and less than 100%.

3. Substance Name: Substance Name refers to the regulated chemical substance being declared under the applicable compliance specification.

➤ **How to Select**

- Use the Chemical Lookup / Selection feature (guided in next sections):
 - Search using Substance Name or CAS Number
 - Select from the system-provided list

➤ **Important Guidelines**

- Always select substances from the predefined list
- Do NOT:
 - Manually type substance names
- **Ensure:**
 - Correct mapping to CAS Number
 - Substance matches the applicable compliance regulation (e.g., REACH SVHC, RoHS)

4. Material Name: Material Name refers to the homogeneous material in which the substance is present.

Examples

- Plastic housing
- Metal alloy
- Coating
- Adhesive layer

➤ **How to Fill**

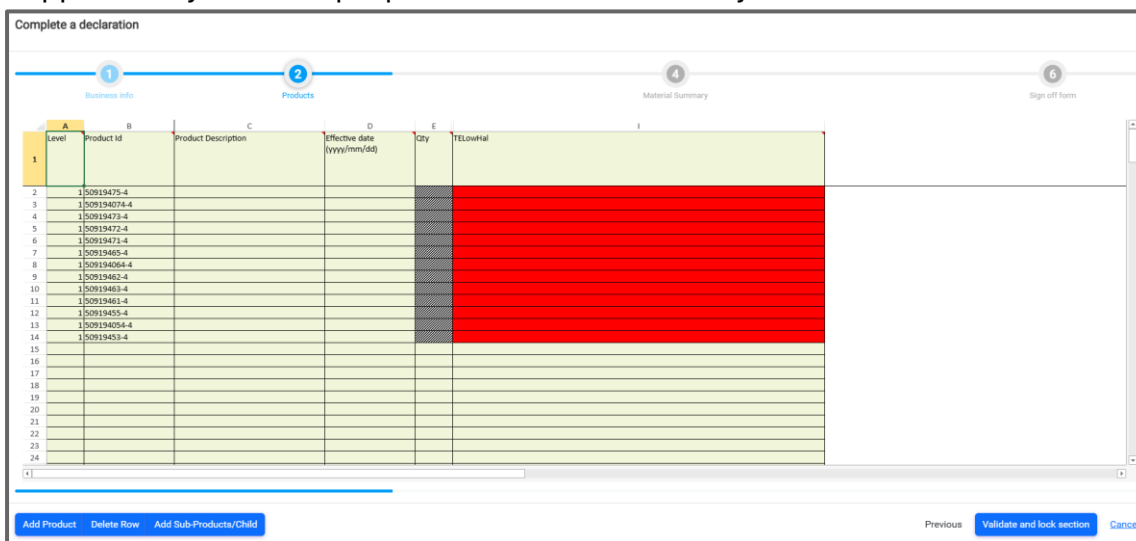
- Enter a clear and meaningful name of the material
- Should represent the physical material level, not the product

➤ **Important Guidelines**

- Use standard material descriptions, avoid vague names such as:
 - “Part material”
 - “Component”
- Material Name must align with:
 - Material Mass %
 - Declared substances

SECTION II (C) – HOW TO MANAGE SURVEY REQUESTS WITH MULTIPLE PARTS:

Suppliers may see multiple part numbers in the survey form as below.



Level	Product Id	Product Description	Effective date (yyyy/mm/dd)	Qty	TELowHal
1					
2	150919475-4				
3	1509194078-4				
4	150919473-4				
5	150919472-4				
6	150919471-4				
7	150919405-4				
8	1509194069-4				
9	150919462-4				
10	150919463-4				
11	150919461-4				
12	150919455-4				
13	1509194054-4				
14	150919453-4				
15					
16					
17					
18					
19					
20					
21					
22					
23					
24					

1. Submitting Data For All The Parts:

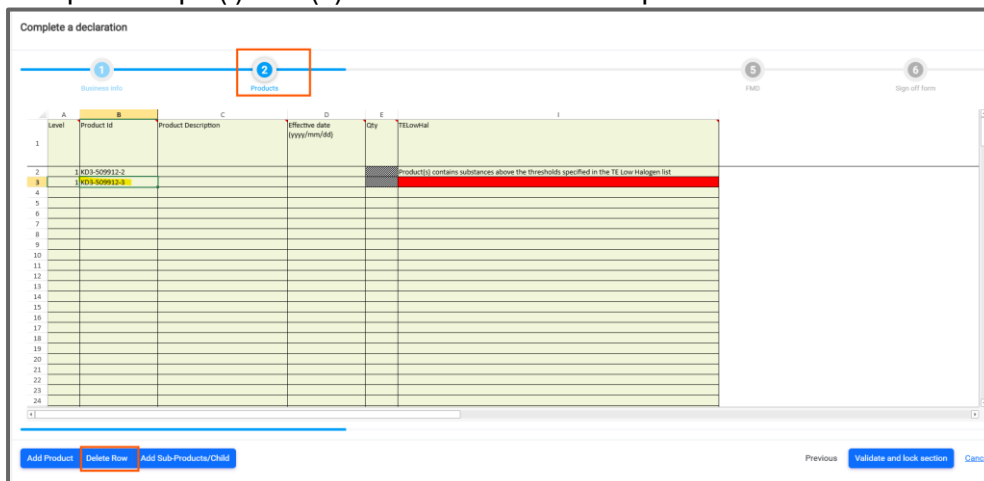
- Suppliers can submit data for all listed parts in one submission by completing the required fields in the survey.
- You may use copy-and-paste functionality within the form when entering similar data across multiple parts.
- You can also drag data down a column to fill similar data for multiple parts

Note:

The **red** highlighted fields are mandatory to provide data

2. Submitting Data For Selected Parts Only:

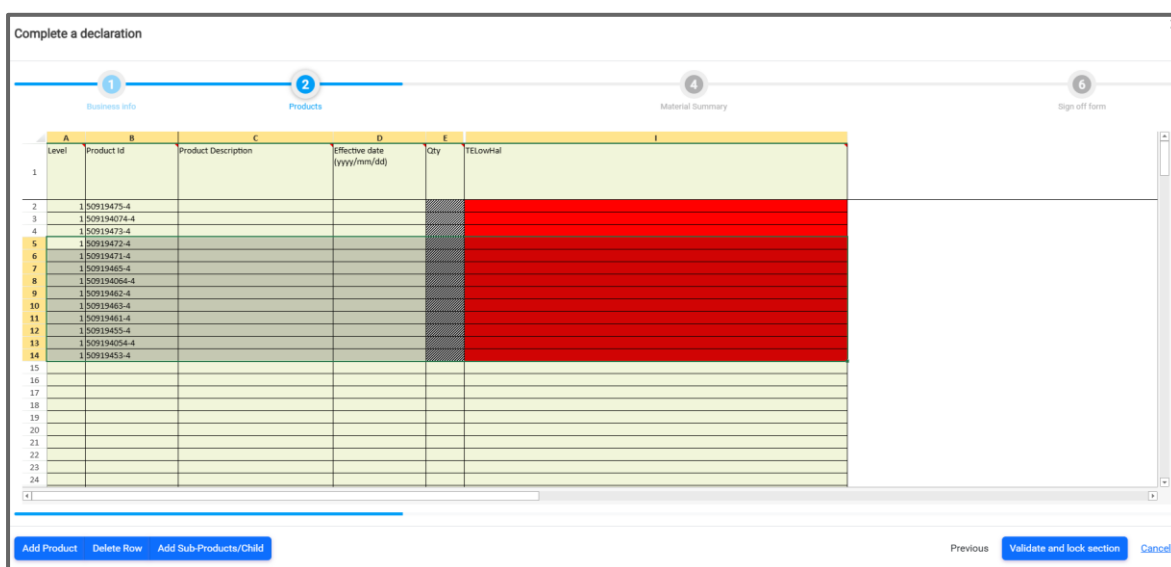
- If data is not available for certain products, those parts can be removed before submission through the guidelines below.
 - In **'Products'** section, select the line item to be removed.
 - Click **Delete Row**
- Repeat steps (i) and (ii) to remove additional products as needed.



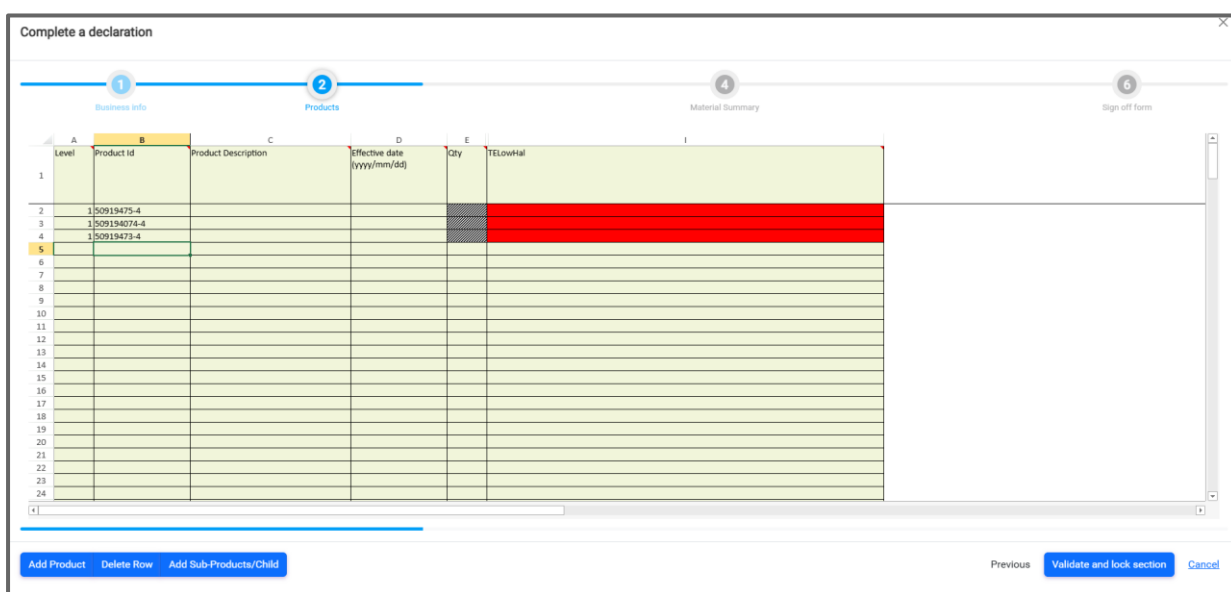
Level	Product Id	Product Description	Effective date (yyyy/mm/dd)	Qty	TELowHal
1					
2	1K23-509912-2				
3	1K23-509912-2				
4					
5					
6					
7					
8					
9					
10					
11					
12					
13					
14					
15					
16					
17					
18					
19					
20					
21					
22					
23					
24					

You may proceed with the remaining items. And the subsequent sections will display ONLY the products declared on the Product page, enabling a smooth and streamlined submission process.

- b. Once these parts are deleted, proceed with completing the survey. Subsequent sections will display only the remaining (declared) products, ensuring a streamlined submission process.
- c. To remove multiple parts at once (listed in consecutive rows), select the relevant line items and press the **Delete** key on your keyboard.



Level	Product Id	Product Description	Effective date (yyyy/mm/dd)	Qty	TELowHal
1					
2	150919475-4				
3	1509194074-4				
4	150919473-4				
5	150919473-4				
6	150919471-4				
7	150919465-4				
8	150919464-4				
9	150919462-4				
10	150919463-4				
11	150919461-4				
12	150919455-4				
13	1509194054-4				
14	150919453-4				
15					
16					
17					
18					
19					
20					
21					
22					
23					
24					

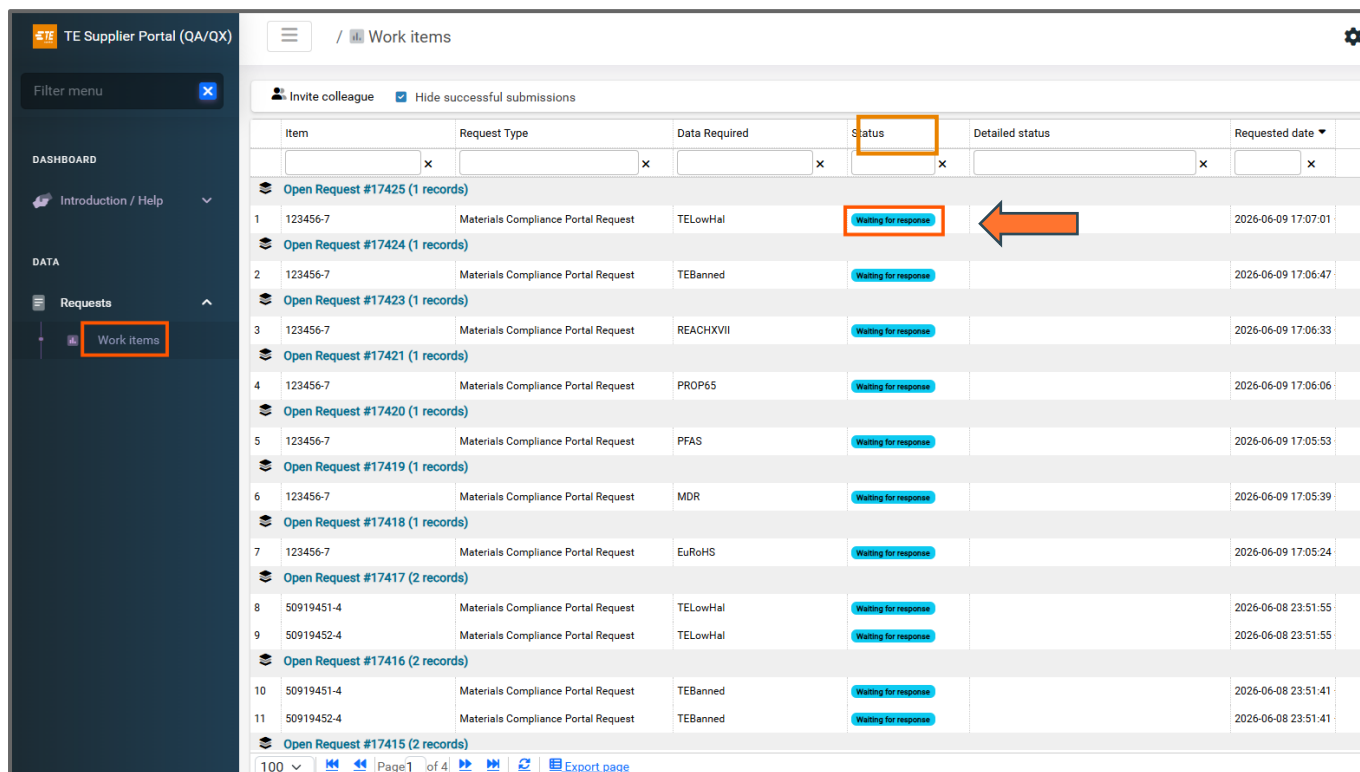
Level	Product Id	Product Description	Effective date (yyyy/mm/dd)	Qty	TELowHal
1					
2	150919475-4				
3	1509194074-4				
4	150919473-4				
5					
6					
7					
8					
9					
10					
11					
12					
13					
14					
15					
16					
17					
18					
19					
20					
21					
22					
23					
24					

SECTION II (D) – HOW TO TRACK REQUESTS STATUS:

Suppliers can track the status of open / completed requests as below.

Navigate to *Requests* → *Work Items*. Under 'Status' column,

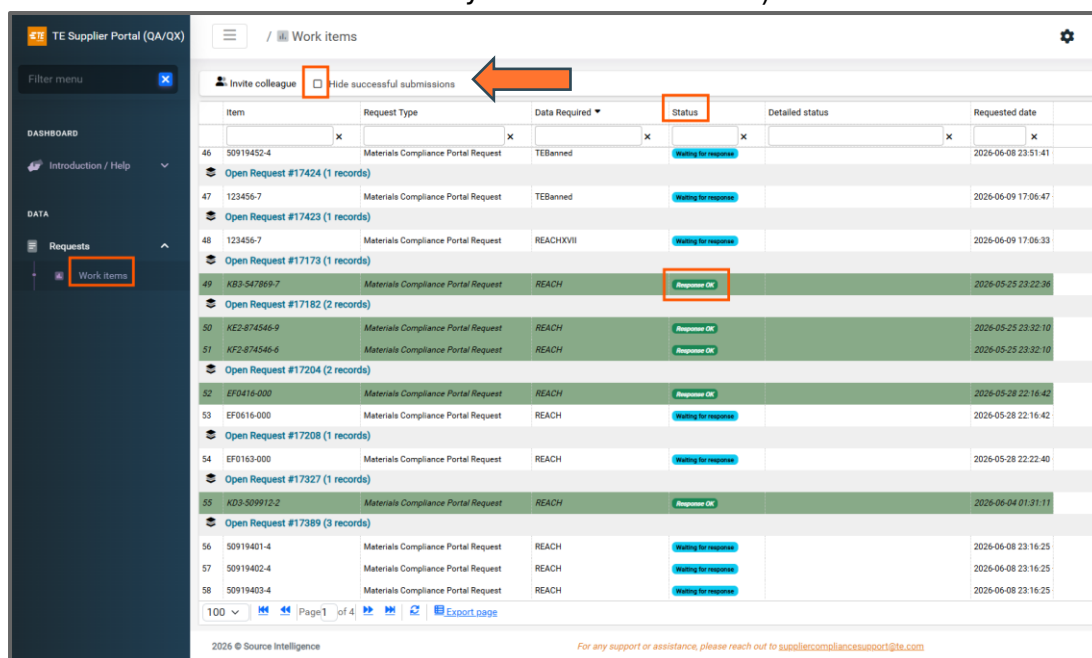
- i. **Pending Requests:** The status '*Waiting for response*' indicates the request is open / waiting for data submission.



The screenshot shows the 'Work items' page in the TE Supplier Portal. The table lists various requests with their status. The status 'Waiting for response' is highlighted in a red box, and a red arrow points to it. The 'Hide successful submissions' checkbox is checked.

Item	Request Type	Data Required	Status	Detailed status	Requested date
Open Request #17425 (1 records)					
1	123456-7	Materials Compliance Portal Request	TELowHal	Waiting for response	2026-06-09 17:07:01
Open Request #17424 (1 records)					
2	123456-7	Materials Compliance Portal Request	TEBanned	Waiting for response	2026-06-09 17:06:47
Open Request #17423 (1 records)					
3	123456-7	Materials Compliance Portal Request	REACHXVII	Waiting for response	2026-06-09 17:06:33
Open Request #17421 (1 records)					
4	123456-7	Materials Compliance Portal Request	PROP65	Waiting for response	2026-06-09 17:06:06
Open Request #17420 (1 records)					
5	123456-7	Materials Compliance Portal Request	PFAS	Waiting for response	2026-06-09 17:05:53
Open Request #17419 (1 records)					
6	123456-7	Materials Compliance Portal Request	MDR	Waiting for response	2026-06-09 17:05:39
Open Request #17418 (1 records)					
7	123456-7	Materials Compliance Portal Request	EuRoHS	Waiting for response	2026-06-09 17:05:24
Open Request #17417 (2 records)					
8	50919451-4	Materials Compliance Portal Request	TELowHal	Waiting for response	2026-06-08 23:51:55
9	50919452-4	Materials Compliance Portal Request	TELowHal	Waiting for response	2026-06-08 23:51:55
Open Request #17416 (2 records)					
10	50919451-4	Materials Compliance Portal Request	TEBanned	Waiting for response	2026-06-08 23:51:41
11	50919452-4	Materials Compliance Portal Request	TEBanned	Waiting for response	2026-06-08 23:51:41

- ii. **View successful submissions:** Uncheck the "*Hide Successful Submissions*" button (these Submissions are Read Only and are not editable)



The screenshot shows the 'Work items' page in the TE Supplier Portal. The 'Hide successful submissions' checkbox is unchecked. The status 'Response OK' is highlighted in a red box, and a red arrow points to it. The table shows various requests with their status.

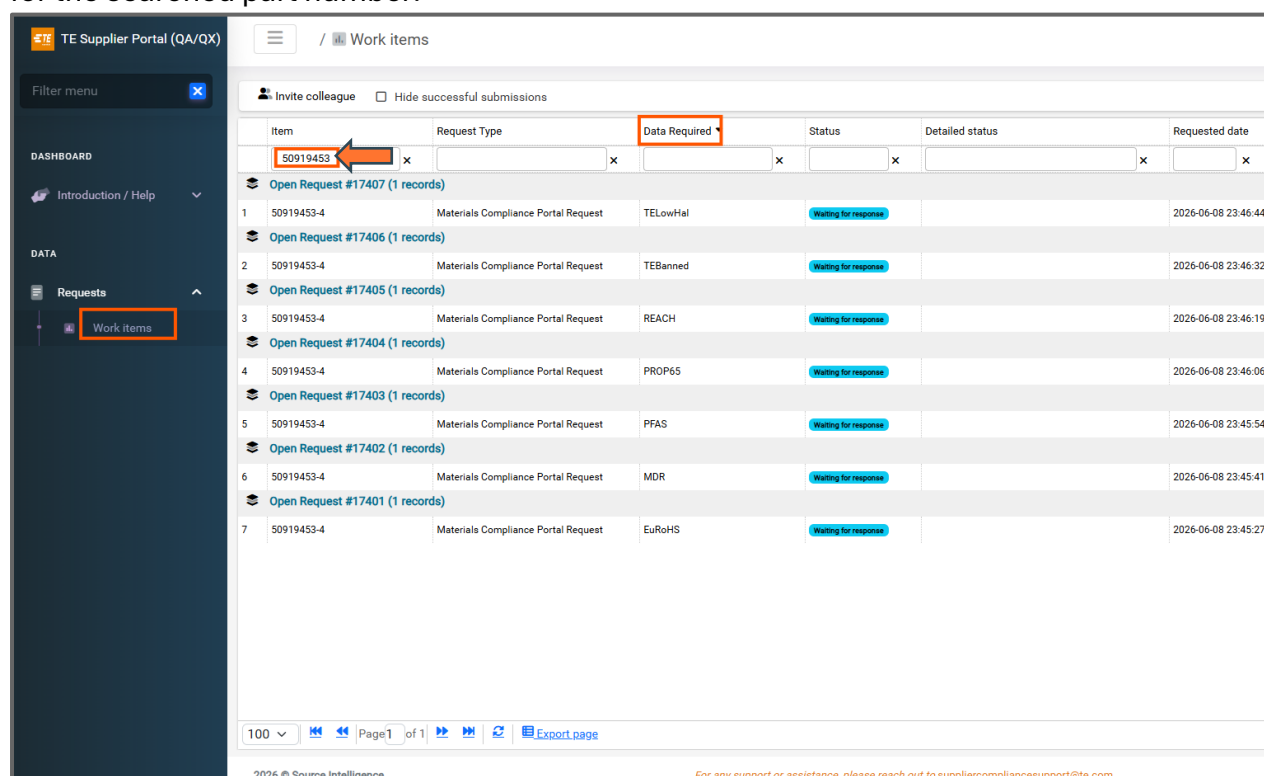
Item	Request Type	Data Required	Status	Detailed status	Requested date
46	50919452-4	Materials Compliance Portal Request	TEBanned	Waiting for response	2026-06-08 23:51:41
Open Request #17424 (1 records)					
47	123456-7	Materials Compliance Portal Request	TEBanned	Waiting for response	2026-06-09 17:06:47
Open Request #17423 (1 records)					
48	123456-7	Materials Compliance Portal Request	REACHXVII	Waiting for response	2026-06-09 17:06:33
Open Request #17173 (1 records)					
49	KB3-547869-7	Materials Compliance Portal Request	REACH	Response OK	2026-05-25 23:22:26
Open Request #17182 (2 records)					
50	KE2-874546-9	Materials Compliance Portal Request	REACH	Response OK	2026-05-25 23:32:10
51	KF2-874546-6	Materials Compliance Portal Request	REACH	Response OK	2026-05-25 23:32:10
Open Request #17204 (2 records)					
52	EF0416-000	Materials Compliance Portal Request	REACH	Response OK	2026-05-28 22:16:42
53	EF0616-000	Materials Compliance Portal Request	REACH	Waiting for response	2026-05-28 22:16:42
Open Request #17208 (1 records)					
54	EF0163-000	Materials Compliance Portal Request	REACH	Waiting for response	2026-05-28 22:22:40
Open Request #17327 (1 records)					
55	KD3-509912-2	Materials Compliance Portal Request	REACH	Response OK	2026-06-04 01:31:11
Open Request #17389 (3 records)					
56	50919401-4	Materials Compliance Portal Request	REACH	Waiting for response	2026-06-08 23:16:25
57	50919402-4	Materials Compliance Portal Request	REACH	Waiting for response	2026-06-08 23:16:25
58	50919403-4	Materials Compliance Portal Request	REACH	Waiting for response	2026-06-08 23:16:25

SECTION II (E) – HOW TO FILTER REQUESTS BASED ON PART NUMBERS:

Suppliers can search for part numbers using the below navigation

Navigate to *Requests* → *Work Items* → column **'Item'**. Insert your part number in the box.

The **'Data Required'** column in the search results displays the compliance specifications requested for the searched part number.



TE Supplier Portal (QA/QX) / Work items

Filter menu [X]

DASHBOARD

Introduction / Help

DATA

Requests

Work items

Invite colleague Hide successful submissions

Item	Request Type	Data Required	Status	Detailed status	Requested date
50919453					
Open Request #17407 (1 records)					
1 50919453-4	Materials Compliance Portal Request	TELowHal	Waiting for response		2026-06-08 23:46:44
Open Request #17406 (1 records)					
2 50919453-4	Materials Compliance Portal Request	TEBanned	Waiting for response		2026-06-08 23:46:32
Open Request #17405 (1 records)					
3 50919453-4	Materials Compliance Portal Request	REACH	Waiting for response		2026-06-08 23:46:19
Open Request #17404 (1 records)					
4 50919453-4	Materials Compliance Portal Request	PROP65	Waiting for response		2026-06-08 23:46:06
Open Request #17403 (1 records)					
5 50919453-4	Materials Compliance Portal Request	PFAS	Waiting for response		2026-06-08 23:45:54
Open Request #17402 (1 records)					
6 50919453-4	Materials Compliance Portal Request	MDR	Waiting for response		2026-06-08 23:45:41
Open Request #17401 (1 records)					
7 50919453-4	Materials Compliance Portal Request	EuRoHS	Waiting for response		2026-06-08 23:45:27

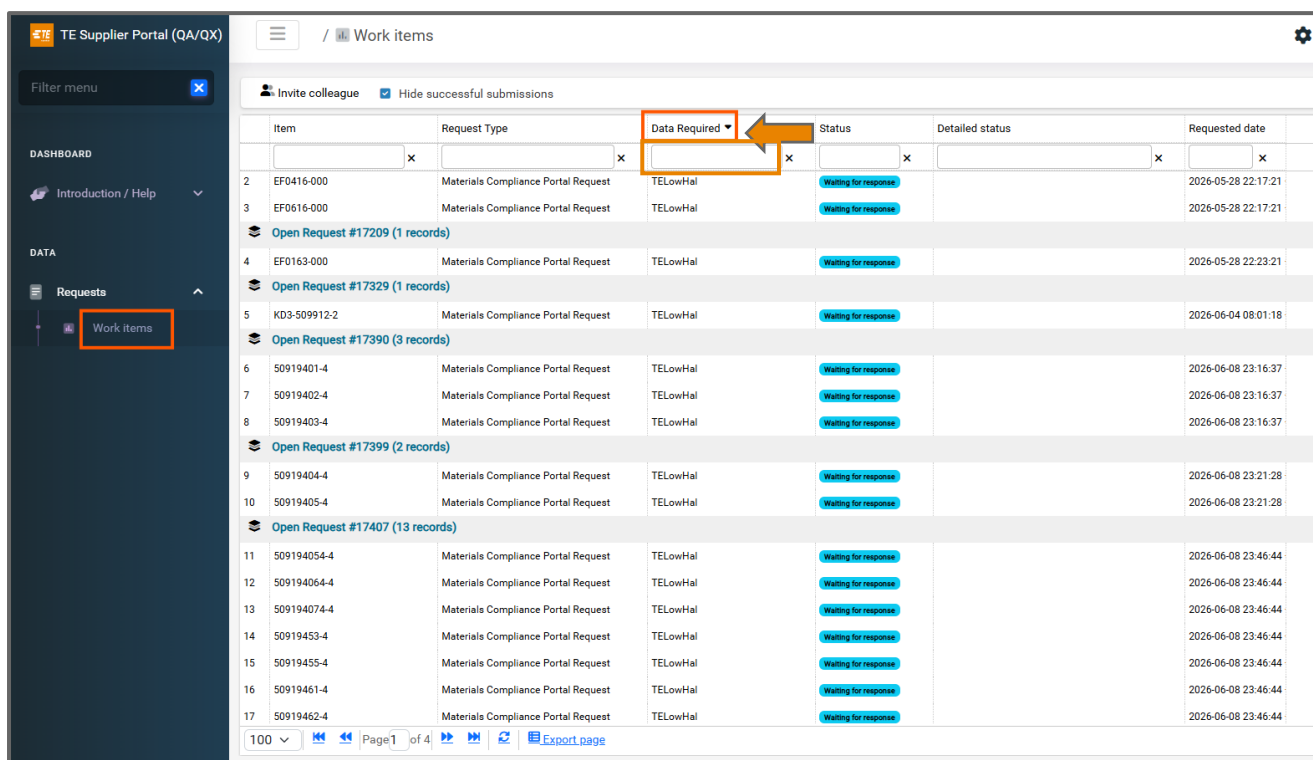
100 Page 1 of 1 Export page

2026 © Source Intelligence For any support or assistance, please reach out to suppliercompliancesupport@te.com

SECTION II (F) - HOW TO FILTER REQUESTS BASED ON COMPLIANCE SPECIFICATION

Suppliers can search by Compliance Specification (ex: Eu ROHS, REACH SVHC, etc. using the below navigation).

Navigate to **Requests** → **Work Items** → column **'Data Required'**. Insert your Compliance Specification Keyword, following the **Table-2** (below) in the search box.



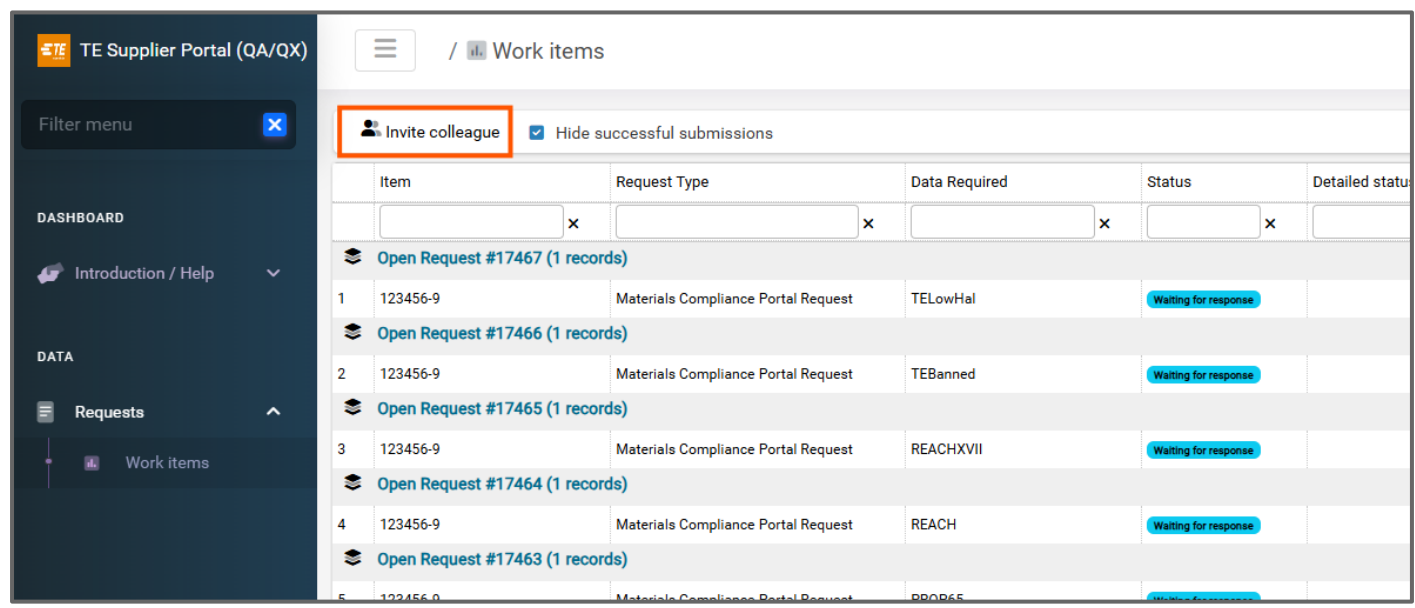
Compliance Specification	Search for Key Word
EU RoHS	EuRoHS
EU REACH SVHC	REACH
EU REACH Article 67 (Annex XVII/Restriction List)	REACHXVII
CA PROPOSITION 65	PROP65
PFAS	PFAS
EU MDR (Medical Device Regulation)	MDR
TE Banned & Targeted Substance	TEBanned
TE Low Halogen	TELowHal

Table 2

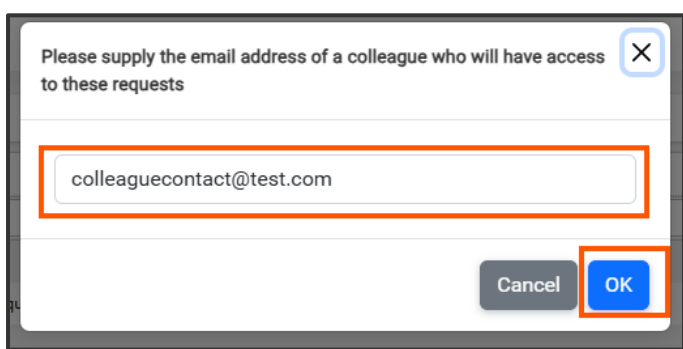
SECTION II (G) – INVITE COLLEAGUE TO COMPLETE SURVEY WHEN NEEDED

As a supplier, you have feasibility of inviting your colleagues via CMAP Portal following the instructions below.

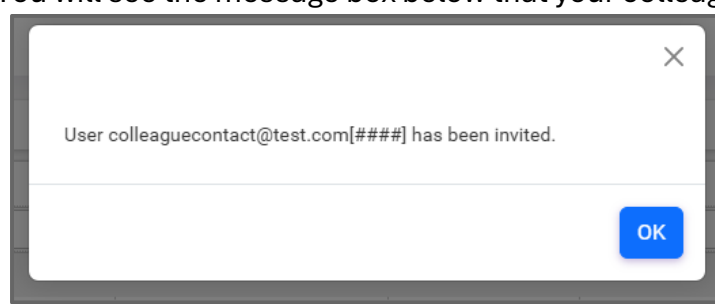
1. Login to the CMAP Portal following the instructions in [Section II \(A\)](#).
2. Once you logged in, you can find the option **Invite Colleague** as below.



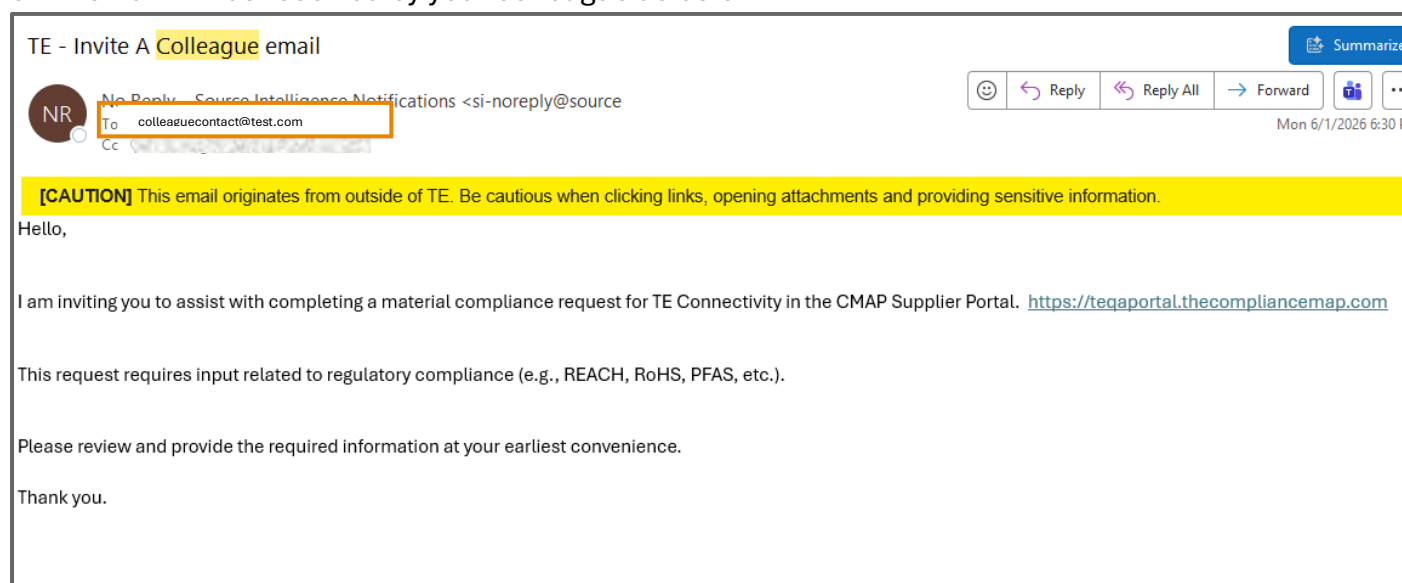
3. Enter the email address of your colleague whom you want to invite to complete TE Survey. Click **OK**



4. You will see the message box below that your colleague has been invited.



5. An email will be received by your colleague as below.



TE - Invite A Colleague email

No Reply - Source Intelligence Notifications <si-noreply@source>

To: colleaguecontact@test.com

Cc: [REDACTED]

Mon 6/1/2026 6:30 PM

[CAUTION] This email originates from outside of TE. Be cautious when clicking links, opening attachments and providing sensitive information.

Hello,

I am inviting you to assist with completing a material compliance request for TE Connectivity in the CMAP Supplier Portal. <https://teqportal.thecompliancemap.com>

This request requires input related to regulatory compliance (e.g., REACH, RoHS, PFAS, etc.).

Please review and provide the required information at your earliest convenience.

Thank you.

Note:

This feature is only available for the campaigns that will be managed on the CMAP Portal. This is not applicable for the other campaigns which are direct submissions via email – Conflict Mineral Reporting Template (CMRT) / Extended Mineral Reporting Template (EMRT) / TE Custom Medical Device Survey Template.

— End of Section —

SECTION III: COMPLETING AN SR REQUEST IN THE CMAP PORTAL

This section outlines the guidelines for suppliers to complete SR requests for parts in two **sub-sections (A) & (B)** as below.

A. COMPLETING DECLARATIONS FOR PARTS WITH **NO REPORTABLE SUBSTANCES**

B. COMPLETING AN SR REQUEST IN CMAP PORTAL FOR PARTS **WITH REPORTABLE SUBSTANCES**

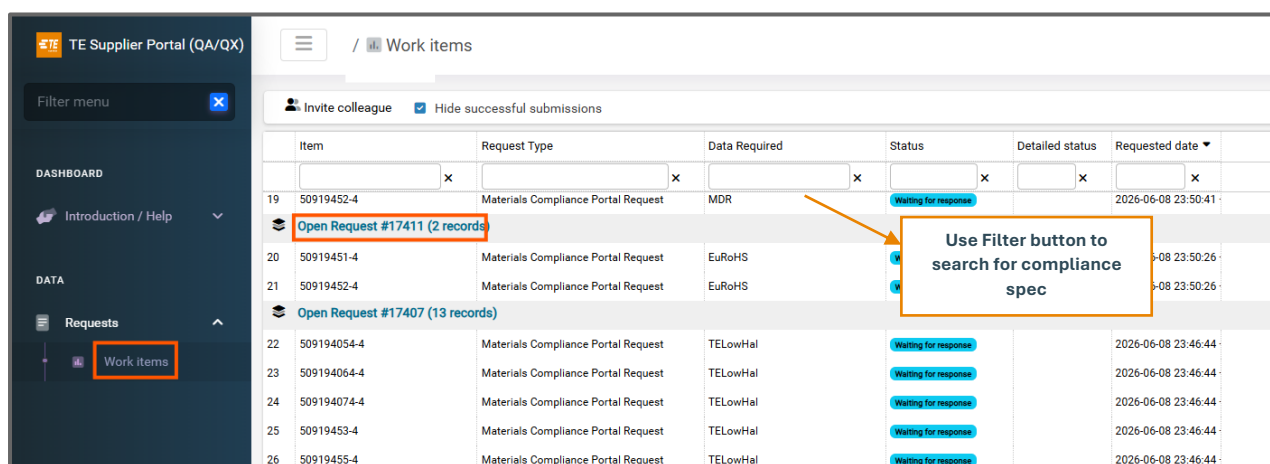
1. Completing Declarations for Parts Containing Exemptions Under EU RoHS Module in CMAP Portal
2. Submitting Declarations for Parts Containing Reportable Substances for All Compliance Specs

SECTION III (A): COMPLETING DECLARATIONS FOR PARTS WITH NO REPORTABLE SUBSTANCES

Note:

The below example is illustrated on **EU RoHS** Compliance Specification. Suppliers can follow the same guidelines to complete requests for any other Compliance Specification such as – EU REACH SVHC, Prop 65, EU Medical Device Regulation, PFAS, REACH Article 67 (Annex XVII/Restriction List), TE Banned & Targeted Substances, TE Low Halogen for cases - ‘Compliant’/ ‘Doesn’t Contain Reportable Substances’.

1. Search for the part number /compliance spec (example: EuRoHS, REACH etc) for which you would like to make the submission per Compliance Spec → click on **‘Open Request # XXXXX’** link.

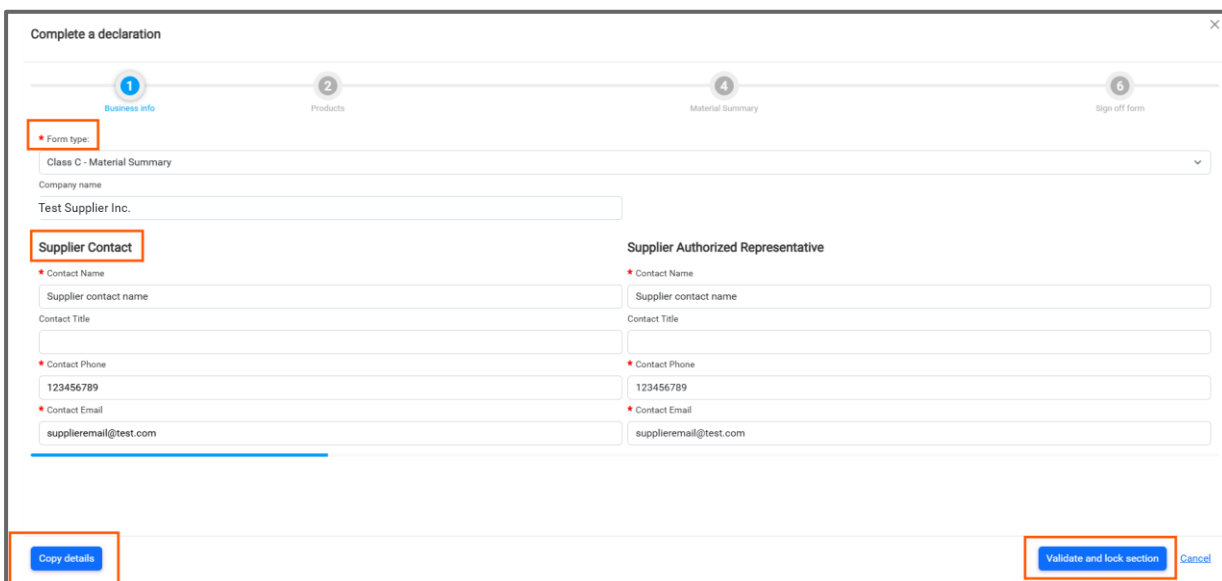


Item	Request Type	Data Required	Status	Detailed status	Requested date
19 50919452-4	Materials Compliance Portal Request	MDR	Waiting for response		2026-06-08 23:50:41
Open Request #17411 (2 records)					
20 50919451-4	Materials Compliance Portal Request	EuRoHS	Waiting for response		2026-06-08 23:50:26
21 50919452-4	Materials Compliance Portal Request	EuRoHS	Waiting for response		2026-06-08 23:50:26
Open Request #17407 (13 records)					
22 509194054-4	Materials Compliance Portal Request	TELowHal	Waiting for response		2026-06-08 23:46:44
23 509194064-4	Materials Compliance Portal Request	TELowHal	Waiting for response		2026-06-08 23:46:44
24 509194074-4	Materials Compliance Portal Request	TELowHal	Waiting for response		2026-06-08 23:46:44
25 50919453-4	Materials Compliance Portal Request	TELowHal	Waiting for response		2026-06-08 23:46:44
26 50919455-4	Materials Compliance Portal Request	TELowHal	Waiting for response		2026-06-08 23:46:44

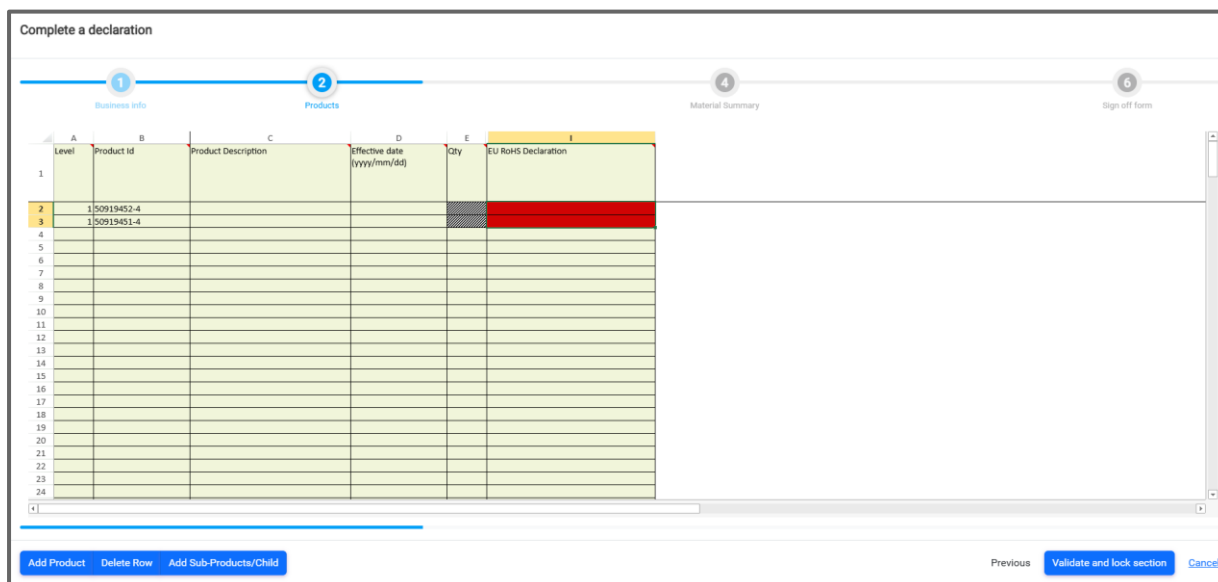
References:

Refer [Section -II \(C\)](#) / [Section -II \(D\)](#) to know searching the part number/compliance spec.

2. Click on **'Complete Request/Survey'** to enter into declaration page
3. In *Create a declaration* page
 - Select **'Form Type'** as **Class C – Material Summary**
 - Fill in **'Supplier contact info'** (not required to fill fields in **'Supplier Authorized Representative'**).
 - Click **Copy Details** → This fills the fields in **'Supplier Authorized Representative'**.
 - Click **Validate and lock section**.



4. **Red** fields are mandatory to be filled, while **greyed out** fields are to be **IGNORED**.



Level	Product Id	Product Description	Effective date (yyyy/mm/dd)	Qty	EU RoHS Declaration
1					
2	150919452-4				
3	150919451-4				
4					
5					
6					
7					
8					
9					
10					
11					
12					
13					
14					
15					
16					
17					
18					
19					
20					
21					
22					
23					
24					

References:

Refer [Section II\(B\)\(2\)](#) to know the definitions and filling guidance in **Products** section.

Reference Image

The screenshot shows the 'Complete a declaration' window with a table of products and a dropdown menu open. The dropdown menu lists the following options:

- Complex Object Yes (SVHC<=0.1%)
- Complex Object Yes (SVHC>0.1%)
- Article Yes (SVHC<=0.1%)
- Article Yes (SVHC>0.1%)
- No

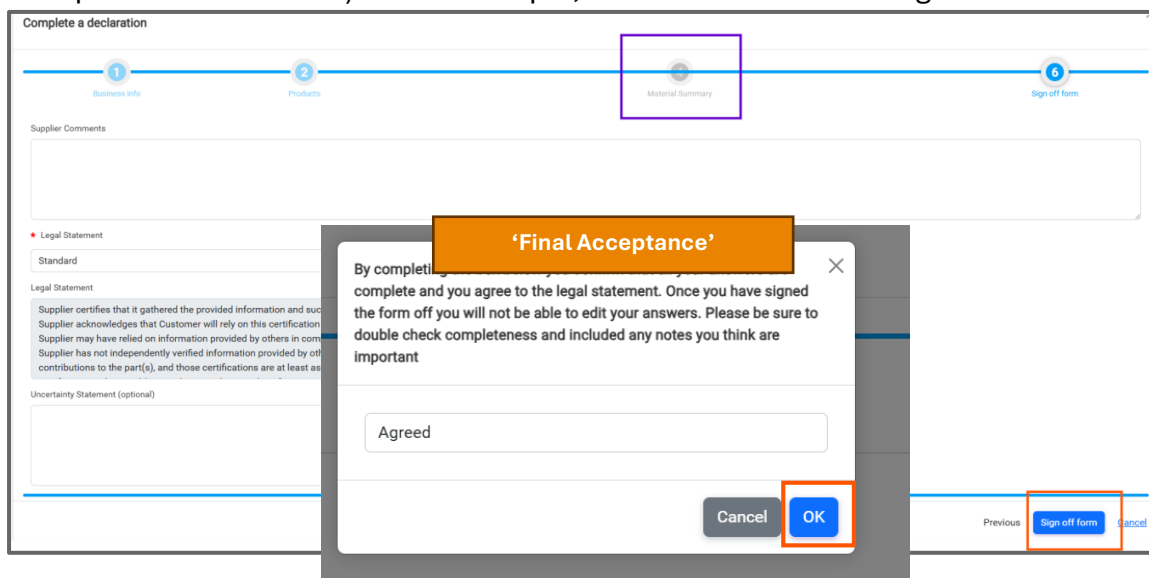
5. Click the **Validate and lock section** button to move on to the next section.

The screenshot shows the 'Complete a declaration' window with the 'Validate and lock section' button highlighted in a red box at the bottom right.

Note:

If parts are declared **compliant (no reportable substances)**, no details are required in the **'Material Summary'** section. Clicking **'Validate and Lock Section'** will skip this step and proceed to the **Sign-off Form**.

6. Click **Sign-off Form** to declare the acceptance of submitting the data filled in (any text of acceptance can be used). In the example, this is illustrated with 'Agreed' → Click **OK**.



The screenshot shows a multi-step form titled "Complete a declaration" with steps: 1 Business info, 2 Products, 3 Material Summary (highlighted with a purple box), and 4 Sign off form. A modal dialog titled "Final Acceptance" is open, displaying the following text: "By completing this form you agree to the legal statement. Once you have signed the form off you will not be able to edit your answers. Please be sure to double check completeness and included any notes you think are important". Below the text is a text input field containing "Agreed". At the bottom of the modal are "Cancel" and "OK" buttons, with "OK" highlighted by a red box. In the background form, the "Sign off form" button at the bottom right is also highlighted with a red box.



- The submission will be locked for further modifications (as in below image).
- If changes are required after submission, the following alternative options are available:
 1. Submit a Full Material Declaration (FMD) in IPC 1752A format as attachment via email in response to the campaign notification email as guided in [Section-IV](#).
 2. If supplier prefers to submit or override the older submission via a new Supplier Response (SR), send request to TE at suppliercompliancesupport@te.com to create a new campaign providing your old Build ID.

Once the new campaign is created, you can submit a new SR for the same compliance specification. The new Supplier Response (SR) submission will override the older submission in TE.

Complete a declaration

Progress: 1 Business Info | 2 Products | 4 Material Summary | 6 Sign off form

Level	Product Id	Product Description	Effective date (yyyy/mm/dd)	Qty	EU RoHS Declaration
1	12512226-1				
2	150919452-4				EU RoHS compliant
3	150919451-4				EU RoHS compliant
4					
5					
6					
7					
8					
9					
10					
11					
12					
13					
14					
15					
16					
17					
18					
19					
20					
21					
22					
23					
24					

Previous **Validate and lock section** Cancel

SECTION III (B): COMPLETING AN SR REQUEST IN THE CMAP PORTAL FOR PARTS WITH REPORTABLE SUBSTANCES

This section outlines the guidelines for suppliers to complete SR requests for parts in two **sub-sections (1) & (2)** as below.

Section Overview:

1. Submitting Supplier Response (SR) for Parts Containing Exemptions Under EU RoHS Module in CMAP Supplier Portal:

This section provides guidance on how to submit declarations for **parts containing exemptions under the EU RoHS** module in the CMAP Portal.

2. Submitting Supplier Response (SR) for Parts Containing Reportable Substances for All Compliance Specs:

This section explains how to submit declarations for parts that **contain reportable substances** under compliance specifications (below), for cases where the part is **Non-compliant or Contains reportable chemicals**.

- EU RoHS
- EU REACH SVHC
- EU REACH Article 67
- PFAS
- CA Proposition 65
- EU Medical Device Regulation
- TE Banned & Targeted Substance

Note:

Required Information for Reportable Substance Declarations

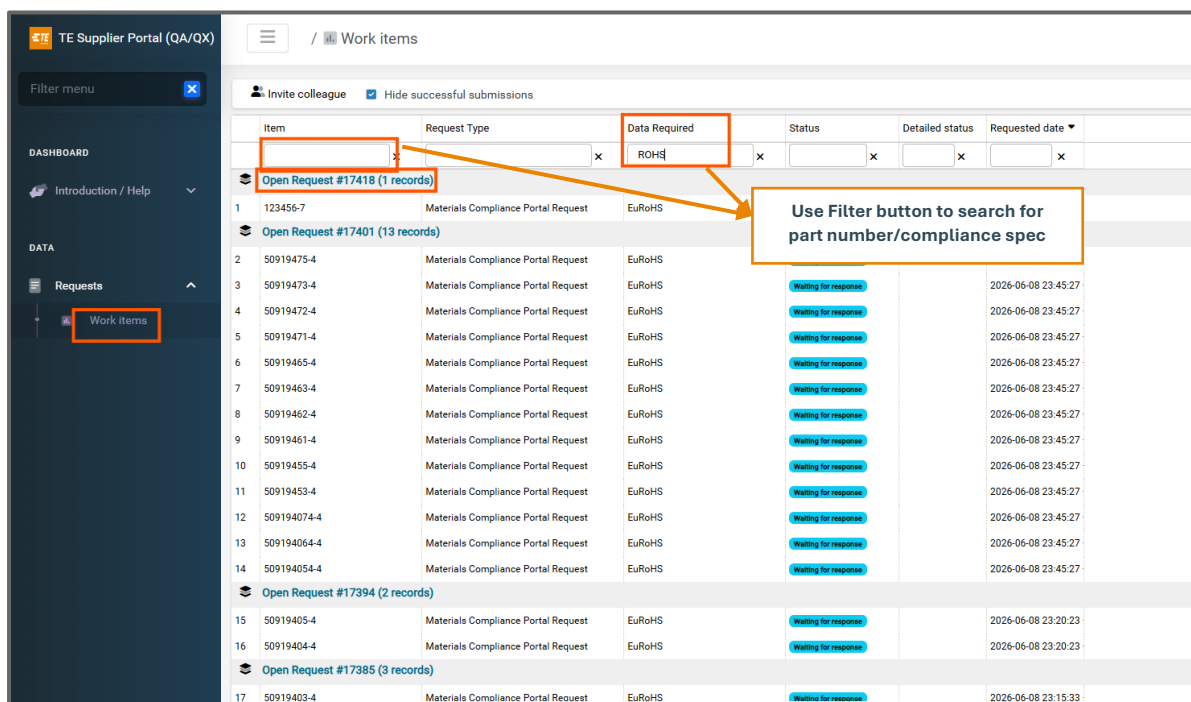
When a part contains reportable substances, suppliers are required to enter the following information in the CMAP Supplier Portal as part of the declaration:

- Substance Name & CAS Number
- Substance Weight
- Material Name
- Material Weight
- PFAS Use (required only when declaring PFAS request)

Ensure all information is complete and accurate before submitting the declaration.

SECTION III (B) (1) – SUBMITTING A SUPPLIER RESPONSE (SR) FOR PARTS CONTAINING EXEMPTIONS UNDER EU RoHS MODULE IN THE CMAP SUPPLIER PORTAL

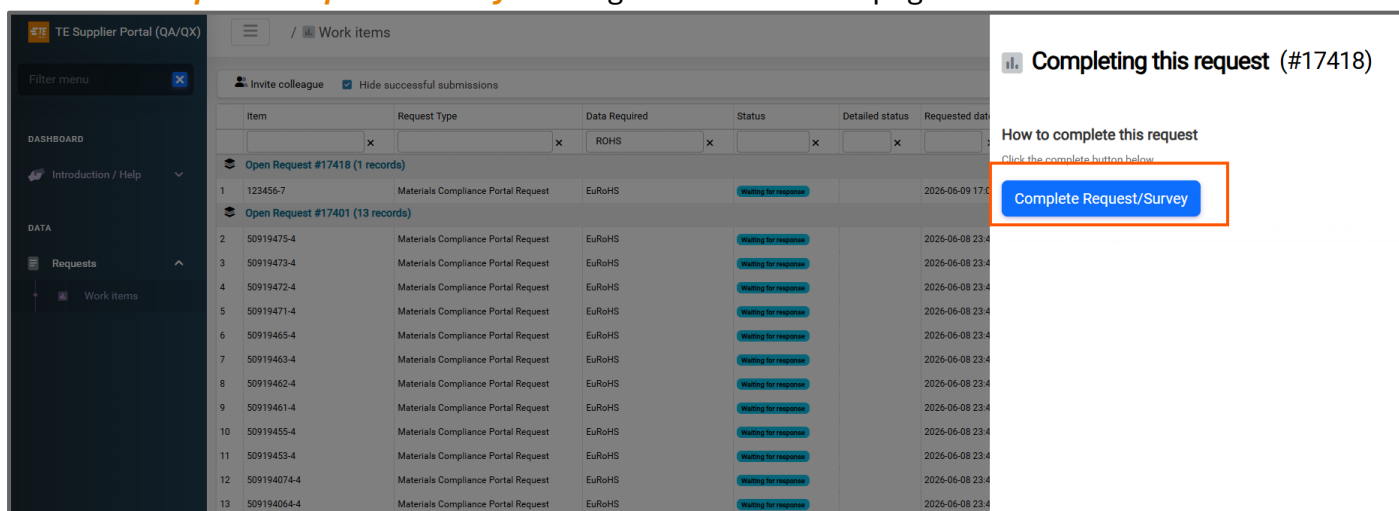
1. Search for the part number / compliance spec - **EU RoHS** for which you would like to make the submission, click on **'Open Request # XXXXX'** link.



The screenshot shows the TE Supplier Portal interface. The left sidebar has a 'Work items' button highlighted. The main area displays a table of requests with columns: Item, Request Type, Data Required, Status, Detailed status, and Requested date. A search filter 'ROHS' is applied to the 'Data Required' column. A callout box points to the 'Open Request #17418 (1 records)' link, with the text: 'Use Filter button to search for part number/compliance spec'.

Item	Request Type	Data Required	Status	Detailed status	Requested date
Open Request #17418 (1 records)					
1 123456-7	Materials Compliance Portal Request	EuRoHS			
Open Request #17401 (13 records)					
2 50919475-4	Materials Compliance Portal Request	EuRoHS	Waiting for response		2026-06-08 23:45:27
3 50919473-4	Materials Compliance Portal Request	EuRoHS	Waiting for response		2026-06-08 23:45:27
4 50919472-4	Materials Compliance Portal Request	EuRoHS	Waiting for response		2026-06-08 23:45:27
5 50919471-4	Materials Compliance Portal Request	EuRoHS	Waiting for response		2026-06-08 23:45:27
6 50919465-4	Materials Compliance Portal Request	EuRoHS	Waiting for response		2026-06-08 23:45:27
7 50919463-4	Materials Compliance Portal Request	EuRoHS	Waiting for response		2026-06-08 23:45:27
8 50919462-4	Materials Compliance Portal Request	EuRoHS	Waiting for response		2026-06-08 23:45:27
9 50919461-4	Materials Compliance Portal Request	EuRoHS	Waiting for response		2026-06-08 23:45:27
10 50919455-4	Materials Compliance Portal Request	EuRoHS	Waiting for response		2026-06-08 23:45:27
11 50919453-4	Materials Compliance Portal Request	EuRoHS	Waiting for response		2026-06-08 23:45:27
12 509194074-4	Materials Compliance Portal Request	EuRoHS	Waiting for response		2026-06-08 23:45:27
13 509194064-4	Materials Compliance Portal Request	EuRoHS	Waiting for response		2026-06-08 23:45:27
14 509194054-4	Materials Compliance Portal Request	EuRoHS	Waiting for response		2026-06-08 23:45:27
Open Request #17394 (2 records)					
15 50919405-4	Materials Compliance Portal Request	EuRoHS	Waiting for response		2026-06-08 23:20:23
16 50919404-4	Materials Compliance Portal Request	EuRoHS	Waiting for response		2026-06-08 23:20:23
Open Request #17385 (3 records)					
17 50919403-4	Materials Compliance Portal Request	EuRoHS	Waiting for response		2026-06-08 23:15:33

2. Click on **Complete Request/Survey** to navigate to declaration page

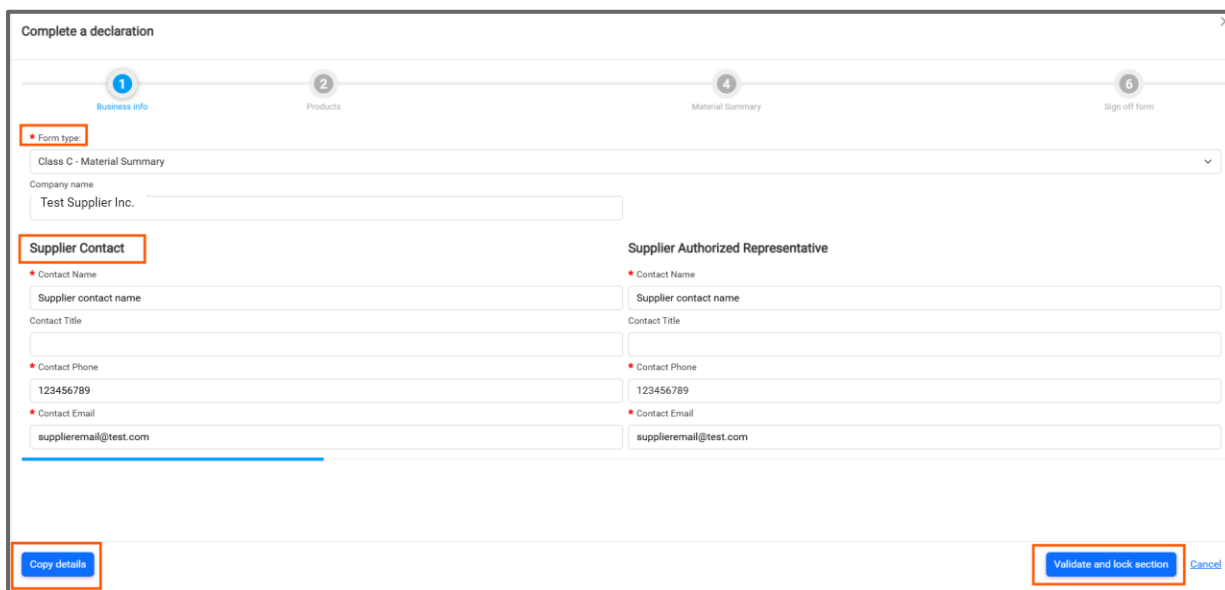


The screenshot shows the TE Supplier Portal interface. The left sidebar has a 'Work items' button highlighted. The main area displays a list of requests. A callout box highlights the 'Complete Request/Survey' button with the text: 'Completing this request (#17418) How to complete this request Click the complete button below'.

References:

Refer to [Section II\(E\)](#) & [Section II\(F\)](#) for detailed instructions on filtering requests based on **Part Number** and **Compliance Specifications** respectively.

3. In Complete a **'Business Info'** section
 - a. Select **'Form Type'** as **Class C – Material Summary**.
 - b. Fill in supplier contact info (not required to fill fields in **'Supplier Authorized Representative'**).
 - c. Click **'Copy Details'** → This fills the fields in **'Supplier Authorized Representative'**.
 - d. Click **Validate and lock section**.



Complete a declaration

1 Business Info 2 Products 4 Material Summary 6 Sign off form

* Form type
Class C - Material Summary

Company name
Test Supplier Inc.

Supplier Contact

* Contact Name
Supplier contact name
Contact Title

* Contact Phone
123456789

* Contact Email
supplieremail@test.com

Supplier Authorized Representative

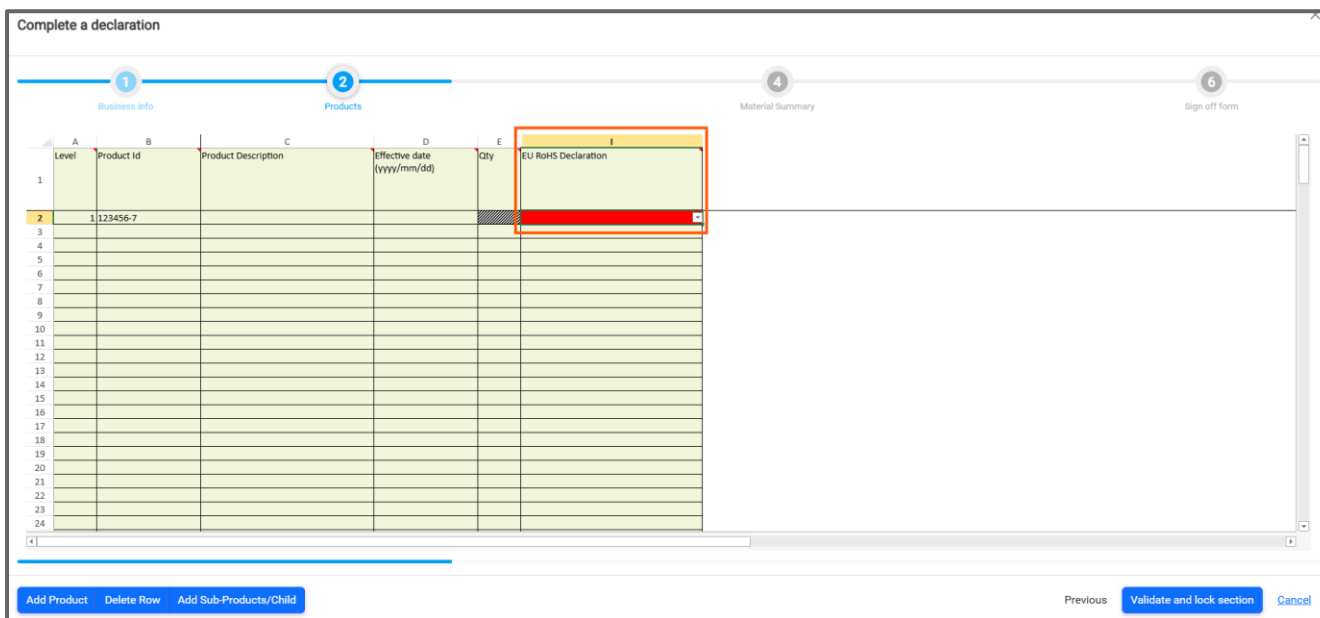
* Contact Name
Supplier contact name
Contact Title

* Contact Phone
123456789

* Contact Email
supplieremail@test.com

Copy details Validate and lock section Cancel

4. Provide the **EU RoHS** declaration and click **Validate and lock section**.



Complete a declaration

1 Business Info 2 Products 4 Material Summary 6 Sign off form

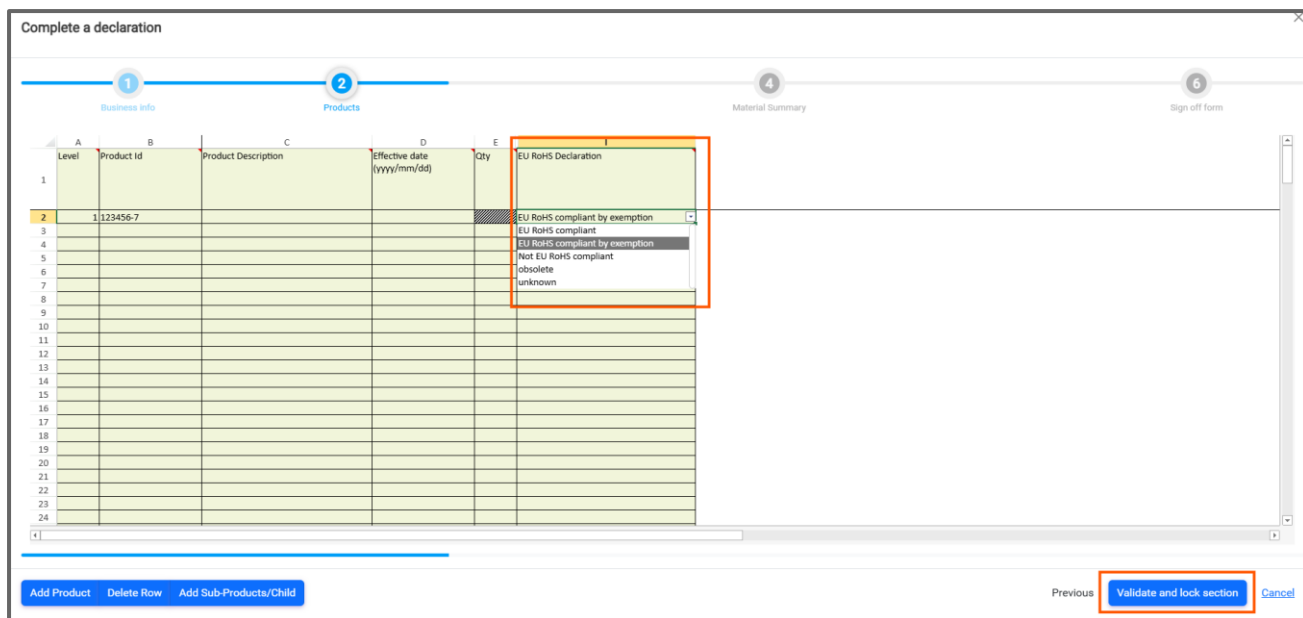
Level	Product Id	Product Description	Effective date (yyyy/mm/dd)	Qty	EU RoHS Declaration
1					
2	1123456-7				
3					
4					
5					
6					
7					
8					
9					
10					
11					
12					
13					
14					
15					
16					
17					
18					
19					
20					
21					
22					
23					
24					

Add Product Delete Row Add Sub-Products/Child Previous Validate and lock section Cancel

References:

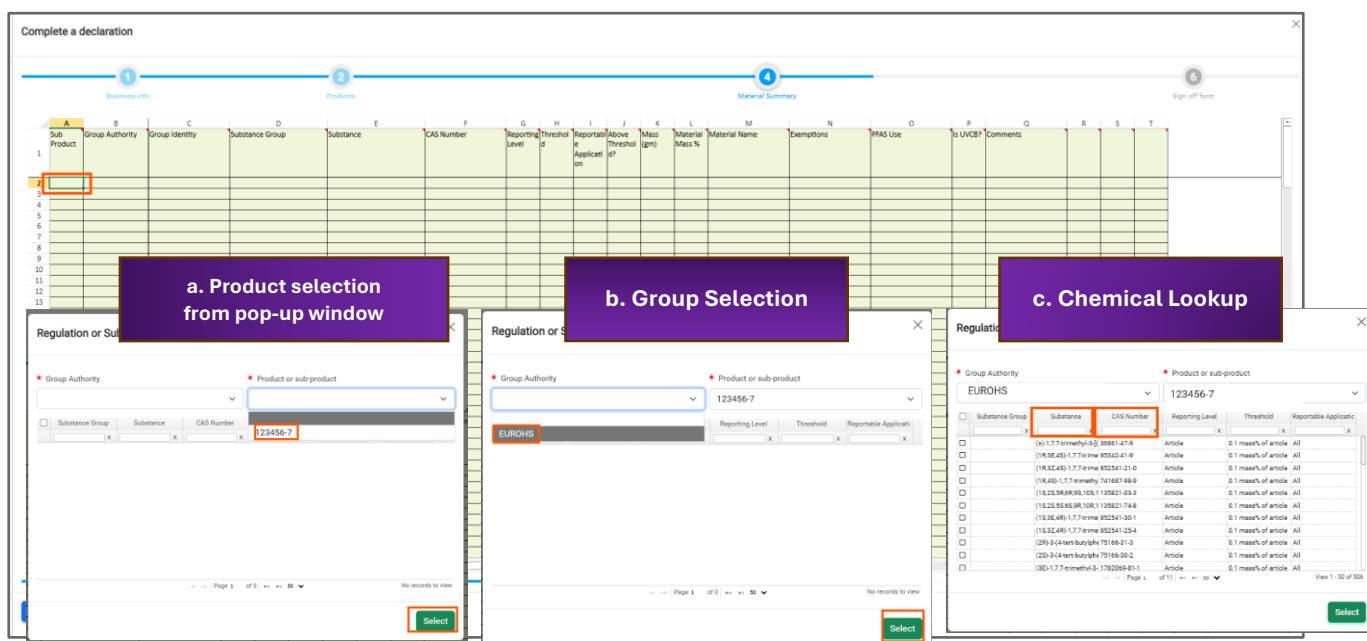
Refer to [Section II\(B\)\(2\)](#) to know the definitions and filling guidance in **Products** section

5. Select **'RoHS Compliant by Exemption'** in column **'EU RoHS Declaration'** from drop-down of respective legislations in your campaign form and click the **Validate and lock section** button to move on to the next section.



The screenshot shows a multi-step form titled "Complete a declaration" with steps: 1 Business Info, 2 Products, 4 Material Summary, and 6 Sign off form. The "Products" step is active, displaying a table with columns: Level, Product Id, Product Description, Effective date (yyyy/mm/dd), Qty, and EU RoHS Declaration. A dropdown menu is open for the "EU RoHS Declaration" column, showing options: EU RoHS compliant by exemption (selected), EU RoHS compliant, Not EU RoHS compliant, obsolete, and unknown. At the bottom right, a "Validate and lock section" button is highlighted.

6. Click on **'Add Row'** button / the first cell under **'Sub-product'** column to choose the product.
 - Select the **'Group Authority'** (EU RoHS).
 - Select Chemical using the filters of 'Substance / CAS'.



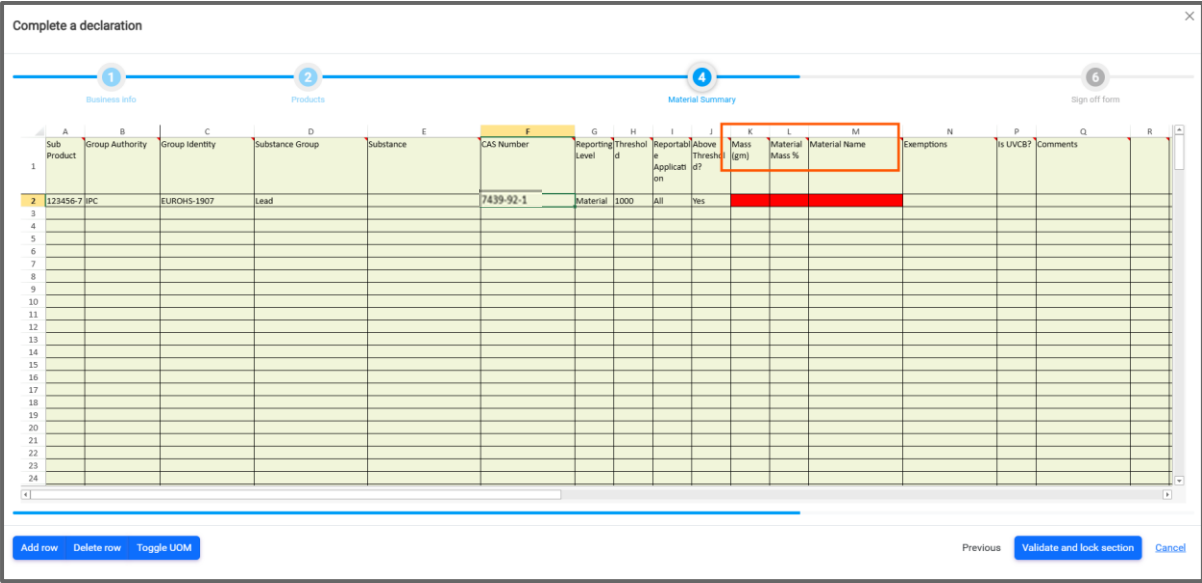
The screenshot shows the "Material Summary" step (step 4) of the "Complete a declaration" form. The table has columns: Sub Product, Group Authority, Group Identity, Substance Group, Substance, CAS Number, Reporting Level, Threshold, Reporting above, Mass (g/m), Material Mass %, Material Name, Exemptions, PFAS Use, Is UVCB?, and Comments. Three pop-up windows are overlaid on the table:

- a. Product selection from pop-up window:** Shows a search for "123456-7" under "Product or sub-product".
- b. Group Selection:** Shows "EUROHS" selected under "Group Authority".
- c. Chemical Lookup:** Shows a list of substances with "EUROHS" selected under "Group Authority".

References:

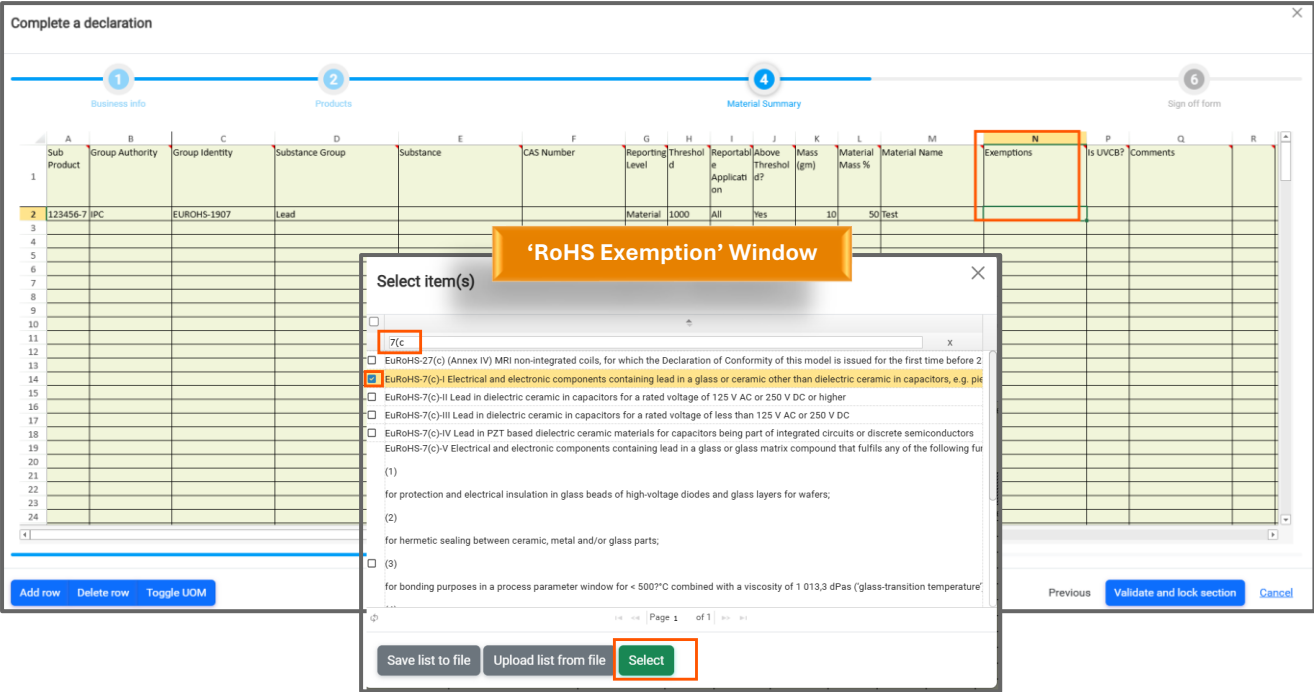
Refer to [Section II\(B\)\(3\)](#) for detailed instructions on filling **Material Summary** Section

7. Provide **Mass, Material Mass % & Material Name**.



Sub Product	Group Authority	Group Identity	Substance Group	Substance	CAS Number	Reporting Level	Threshold	Reportable Application	Above Threshold?	Mass (gm)	Material Mass %	Material Name	Exemptions	Is UVCB?	Comments
123456-7	IPC	EUROHS-1907	Lead		7439-92-1	Material	1000	All	Yes						

8. If you have declared products that are **compliant by exemption** for **EU RoHS**, on **Material Summary Form**, click in **Exemptions** column, a list of RoHS exemptions will be shown in a pop-up window. Then click the appropriate exemption(s) from the list and click **Select**.



'RoHS Exemption' Window

Select item(s)

- 7(c)
- EuRoHS-27(c) (Annex IV) MRI non-integrated coils, for which the Declaration of Conformity of this model is issued for the first time before 2011-07-01
- EuRoHS-7(c)-I Electrical and electronic components containing lead in a glass or ceramic other than dielectric ceramic in capacitors, e.g. pigments
- EuRoHS-7(c)-II Lead in dielectric ceramic in capacitors for a rated voltage of 125 V AC or 250 V DC or higher
- EuRoHS-7(c)-III Lead in dielectric ceramic in capacitors for a rated voltage of less than 125 V AC or 250 V DC
- EuRoHS-7(c)-IV Lead in PZT based dielectric ceramic materials for capacitors being part of integrated circuits or discrete semiconductors
- EuRoHS-7(c)-V Electrical and electronic components containing lead in a glass or glass matrix compound that fulfils any of the following functions:
 - (1) for protection and electrical insulation in glass beads of high-voltage diodes and glass layers for wafers;
 - (2) for hermetic sealing between ceramic, metal and/or glass parts;
 - (3) for bonding purposes in a process parameter window for < 500°C combined with a viscosity of 1 013,3 dPas ('glass-transition temperature' > 500°C)

Page 1 of 1

Save list to file Upload list from file **Select**

References:

Refer to [Section II\(B\)\(3\)](#) for detailed instructions on filling **Material Summary Section**

Reference Image

Sub Product	Group Authority	Group Identity	Substance Group	Substance	CAS Number	Reporting Level	Threshold	Reportable Application	Above Threshold	Mass (gm)	Material Mass %	Material Name	Exemptions	Is UVCB?	Comments
123456-7	IPC	EUROHS-1907	Lead	Lead	7439-92-1	Material	1000	All	Yes	10	50	Test	EUROHS-7(c)-I		

If declaration is completed, click the **Validate and lock section** button to move on to the next section.

- Click **Sign-off Form** declare the acceptance of submitting the data filled in (any text of acceptance can be used). In the example, this is illustrated with 'Agreed' → Click **OK**.

'Final Acceptance'

By completing the box below you confirm that all your answers are complete and you agree to the legal statement. Once you have signed the form off you will not be able to edit your answers. Please be sure to double check completeness and included any notes you think are important

Agreed

Cancel OK

References:

Refer to [Section II\(B\)\(3\)](#) for detailed instructions on filling **Material Summary** Section.

Note:

As a supplier you may see multiple parts in the survey request.

i. You can declare multiple products in a single submission.

ii. You can prefer to submit data for selected parts as well.

Refer [Section II\(C\)](#) for guidance.

SECTION III (B) (2) SUBMITTING SUPPLIER RESPONSE (SR) FOR PARTS CONTAINING REPORTABLE SUBSTANCES FOR ALL COMPLIANCE SPECS



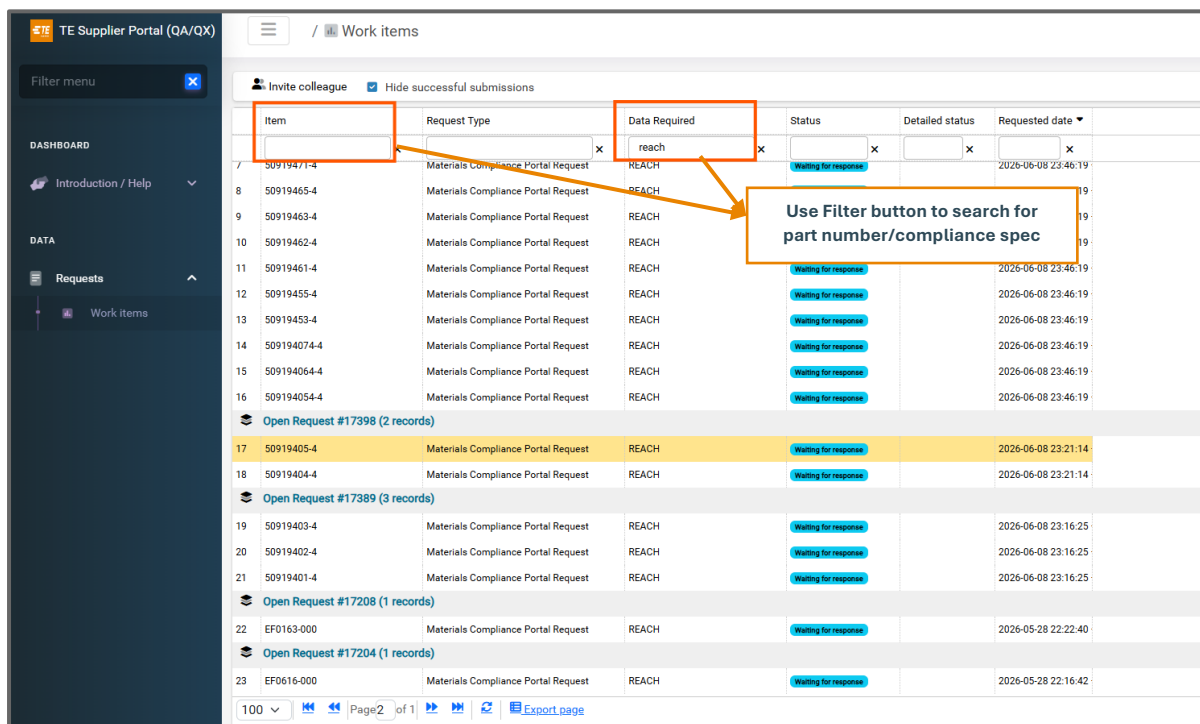
Navigation To Parts in the CMAP Supplier Portal:

Follow Instructions #1 to #7 in [Section II \(A\)](#) to login to the CMAP Portal and navigate to parts. Continue using below guidelines to complete the submission.

The example below is illustrated on **EU REACH SVHC**. The section follows to demonstrate guidelines on other compliance specs as well.

EU REACH SVHC

1. Search for the part number /compliance spec (example: EuRoHS, REACH etc) for which you would like to make the submission per Compliance Spec → click on **'Open Request # XXXXX'** link.

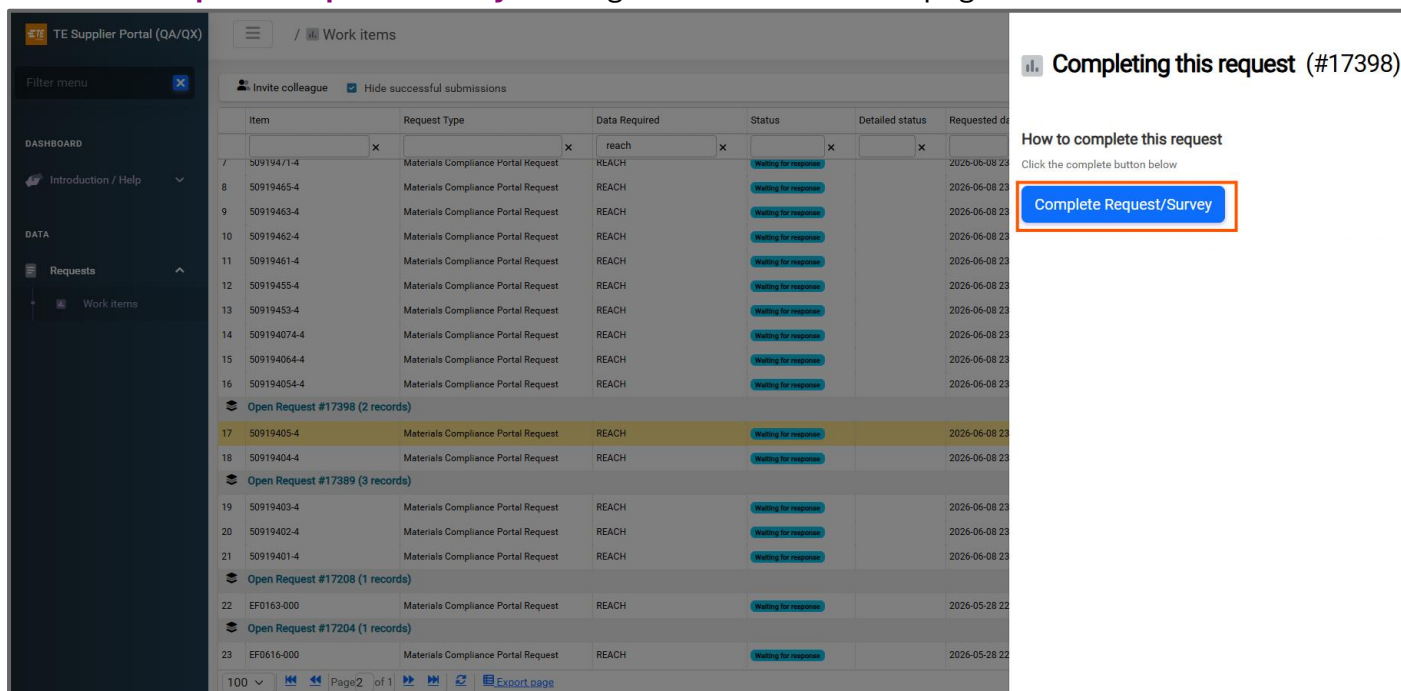


Item	Request Type	Data Required	Status	Detailed status	Requested date
7 50919471-4	Materials Compliance Portal Request	REACH	Waiting for response		2026-06-08 23:46:19
8 50919465-4	Materials Compliance Portal Request	REACH	Waiting for response		2026-06-08 23:46:19
9 50919463-4	Materials Compliance Portal Request	REACH	Waiting for response		2026-06-08 23:46:19
10 50919462-4	Materials Compliance Portal Request	REACH	Waiting for response		2026-06-08 23:46:19
11 50919461-4	Materials Compliance Portal Request	REACH	Waiting for response		2026-06-08 23:46:19
12 50919455-4	Materials Compliance Portal Request	REACH	Waiting for response		2026-06-08 23:46:19
13 50919453-4	Materials Compliance Portal Request	REACH	Waiting for response		2026-06-08 23:46:19
14 509194074-4	Materials Compliance Portal Request	REACH	Waiting for response		2026-06-08 23:46:19
15 509194064-4	Materials Compliance Portal Request	REACH	Waiting for response		2026-06-08 23:46:19
16 509194054-4	Materials Compliance Portal Request	REACH	Waiting for response		2026-06-08 23:46:19
Open Request #17398 (2 records)					
17 50919405-4	Materials Compliance Portal Request	REACH	Waiting for response		2026-06-08 23:21:14
18 50919404-4	Materials Compliance Portal Request	REACH	Waiting for response		2026-06-08 23:21:14
Open Request #17389 (3 records)					
19 50919403-4	Materials Compliance Portal Request	REACH	Waiting for response		2026-06-08 23:16:25
20 50919402-4	Materials Compliance Portal Request	REACH	Waiting for response		2026-06-08 23:16:25
21 50919401-4	Materials Compliance Portal Request	REACH	Waiting for response		2026-06-08 23:16:25
Open Request #17208 (1 records)					
22 EF0163-000	Materials Compliance Portal Request	REACH	Waiting for response		2026-05-28 22:22:40
Open Request #17204 (1 records)					
23 EF0616-000	Materials Compliance Portal Request	REACH	Waiting for response		2026-05-28 22:16:42

References:

Refer to [Section II\(E\)](#) & [Section II\(F\)](#) for detailed instructions on filtering requests based on **Part Number** and **Compliance Specifications** respectively.

2. Click on **Complete Request/Survey** to navigate to the declaration page.

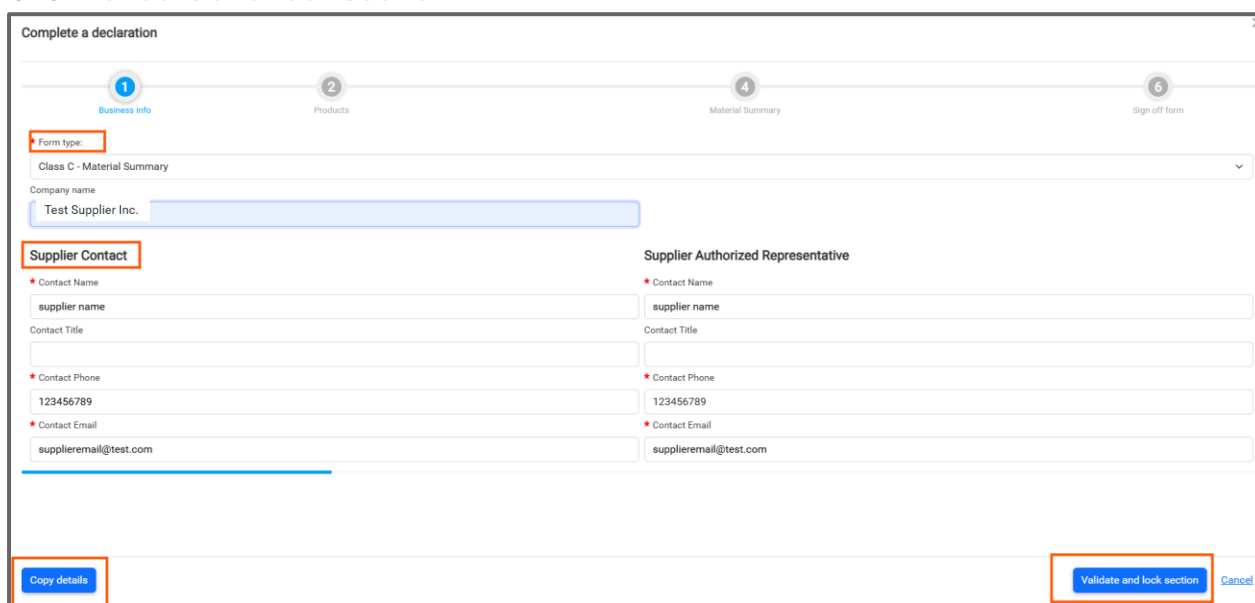


The screenshot shows the TE Supplier Portal interface. On the left is a navigation sidebar with 'Requests' and 'Work items' sections. The main area displays a table of requests. A callout box on the right, titled 'Completing this request (#17398)', provides instructions: 'How to complete this request' and 'Click the complete button below'. A blue button labeled 'Complete Request/Survey' is highlighted with a red box in the callout.

Item	Request Type	Data Required	Status	Detailed status	Requested date
7	50919471-4	Materials Compliance Portal Request	REACH	Waiting for response	2026-06-08 23
8	50919465-4	Materials Compliance Portal Request	REACH	Waiting for response	2026-06-08 23
9	50919463-4	Materials Compliance Portal Request	REACH	Waiting for response	2026-06-08 23
10	50919462-4	Materials Compliance Portal Request	REACH	Waiting for response	2026-06-08 23
11	50919461-4	Materials Compliance Portal Request	REACH	Waiting for response	2026-06-08 23
12	50919455-4	Materials Compliance Portal Request	REACH	Waiting for response	2026-06-08 23
13	50919453-4	Materials Compliance Portal Request	REACH	Waiting for response	2026-06-08 23
14	50919407-4	Materials Compliance Portal Request	REACH	Waiting for response	2026-06-08 23
15	50919406-4	Materials Compliance Portal Request	REACH	Waiting for response	2026-06-08 23
16	50919405-4	Materials Compliance Portal Request	REACH	Waiting for response	2026-06-08 23
Open Request #17398 (2 records)					
17	50919405-4	Materials Compliance Portal Request	REACH	Waiting for response	2026-06-08 23
18	50919404-4	Materials Compliance Portal Request	REACH	Waiting for response	2026-06-08 23
Open Request #17389 (3 records)					
19	50919403-4	Materials Compliance Portal Request	REACH	Waiting for response	2026-06-08 23
20	50919402-4	Materials Compliance Portal Request	REACH	Waiting for response	2026-06-08 23
21	50919401-4	Materials Compliance Portal Request	REACH	Waiting for response	2026-06-08 23
Open Request #17208 (1 records)					
22	EF0163-000	Materials Compliance Portal Request	REACH	Waiting for response	2026-05-28 22
Open Request #17204 (1 records)					
23	EF0616-000	Materials Compliance Portal Request	REACH	Waiting for response	2026-05-28 22

3. In the *Select a declaration page*

- Select **'Form Type'** as **Class C – Material Summary**.
- Fill in supplier contact info (not required to fill fields in **'Supplier Authorized Representative'**).
- Click **Copy Details** → This fills the fields in **'Supplier Authorized Representative'**.
- Click **Validate and lock section**.



The screenshot shows the 'Complete a declaration' form. At the top is a progress bar with four steps: 1. Business info, 2. Products, 4. Material Summary, and 6. Sign off form. The 'Form type' dropdown is set to 'Class C - Material Summary'. The 'Company name' field contains 'Test Supplier Inc.'. Below are two sections: 'Supplier Contact' and 'Supplier Authorized Representative'. Each section has fields for Contact Name, Contact Title, Contact Phone, and Contact Email. The 'Supplier Contact' fields are filled with 'supplier name', '123456789', and 'supplieremail@test.com'. The 'Supplier Authorized Representative' fields are empty. At the bottom, there are two buttons: 'Copy details' and 'Validate and lock section' (with a 'Cancel' link next to it).

4. **Red** fields are mandatory to be filled, while greyed out fields are to be IGNORED.

- Provide responses for the following declarations in the questionnaire: **'Is the product a complex object or an article?'** and **REACH SVHC Declaration**. After completing all required fields, select **Validate and Lock Section** to move to next section.

Complete a declaration

1 Business Info 2 Products 4 Material Summary 6 Sign off form

Level	Product Id	Product Description	Effective date (yyyy/mm/dd)	Qty	Is a complex object or an article?	REACH SVHC Declaration
2	150919404-4					
3	150919405-4					

Is a complex object or an article?

- Complex Object Yes (SVHC<=0.1%)
- Complex Object Yes (SVHC>0.1%)
- Article Yes (SVHC<=0.1%)
- Article Yes (SVHC>0.1%)
- No

Add Product Delete Row Add Sub-Products/Child Validate and lock section Cancel

- Make the appropriate selection from the drop-down of respective legislations in your campaign. Form and click the **Validate and lock section** button to move on to the next section.

Complete a declaration

1 Business Info 2 Products 4 Material Summary 6 Sign off form

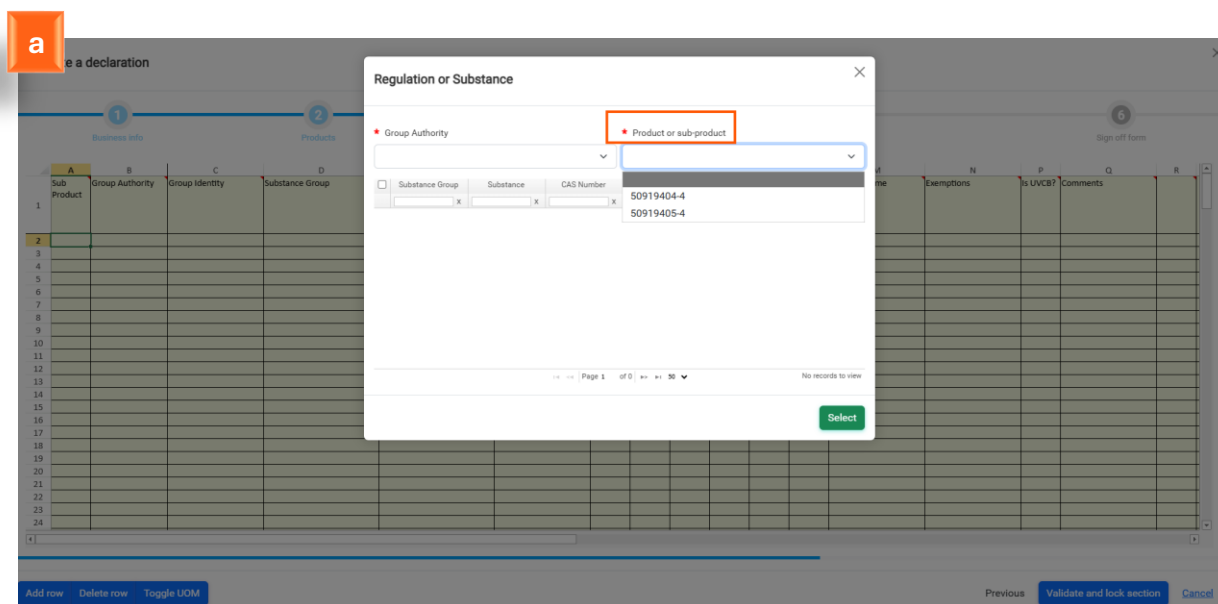
Level	Product Id	Product Description	Effective date (yyyy/mm/dd)	Qty	Is a complex object or an article?	REACH SVHC Declaration
2	150919404-4				Article Yes (SVHC<=0.1%)	No SVHC in article over 0.1%
3	150919405-4				Article Yes (SVHC>0.1%)	SVHC in article over 0.1%

Add Product Delete Row Add Sub-Products/Child Previous Validate and lock section Cancel

References:

Refer to [Section-II\(B\)\(2\)](#) to know the definitions and detailed instructions on REACH Questionnaire.

7. If you **do** have substances above threshold, click the first cell (A2) under **Sub Product** and a pop-up window will appear with menu options for product & chemical selections. Below are the details of the menu options to guide supplier for the right selection.
 - a. **Regulation or Substance Form:** Products and/or sub-products entered in the **Products** section (previous section) of the form will be available in the **Product** or **sub-product** drop-down list. Click the part number / product to select.



- b. **Group Authority Selection:** If you have substances to declare, select the appropriate group authority. The guidance on the selection of group with respect to each Compliance Spec is tabulated in **Table 2** in **Section -X**.
- c. **Chemical Lookup:** To search for a particular substance, add text to the **Search** term box in any column heading and press Enter on your keyboard, this will filter all substances which use this term.
- d. **Chemical Selection:** Enable the checkbox and click **Select**. Once you have selected all applicable substances for a product, click **Select**.

References:

Refer to [Section II\(B\)\(3\)](#) for detailed instructions on filling **Material Summary** Section.

Complete a declaration

1 Business Info 2 Products 4 Material Summary 5 Sign off form

	A	B	C	D	E	F	G	H	I	J	K	L	M	N	O	P	Q	R	S	T
	Sub Product	Group Authority	Group Identity	Substance Group	Substance	CAS Number	Reporting Level	Threshold	Reportable Application	Above Threshold	Mass (mg)	Material Mass %	Material Name	Exemptions	PFAS Use	Is UVCP	Comments			
1																				
2																				
3																				
4																				
5																				
6																				
7																				
8																				
9																				
10																				
11																				
12																				
13																				
14																				
15																				
16																				
17																				
18																				
19																				
20																				
21																				
22																				
23																				
24																				
25																				
26																				
27																				
28																				
29																				
30																				
31																				

a. Product Part Number selection from pop-up window

Substance Group	Substance	CAS Number
<input checked="" type="checkbox"/>		50919404-4
<input checked="" type="checkbox"/>		50919405-4

b. Group Selection

Group Authority	Product or sub-product	Reporting Level	Threshold	Reportable Application
REACH-0226	EUREACH-ARTICLE67-2024/2462	<input checked="" type="checkbox"/>	<input checked="" type="checkbox"/>	<input checked="" type="checkbox"/>

c. Chemical Lookup

Substance Group	Substance	CAS Number	Reporting Level	Threshold	Reportable Application
<input type="checkbox"/>	(n-1,7,7-trimethyl-3) 8681-471	Article	<input checked="" type="checkbox"/>	0.1 mass% of article	All
<input type="checkbox"/>	(1R,3E,4S)-1,7,7-trimethyl-3-ene 9332-41-1	Article	<input checked="" type="checkbox"/>	0.1 mass% of article	All
<input type="checkbox"/>	(1R,3E,4S)-1,7,7-trimethyl-3-ene 9332-41-1	Article	<input checked="" type="checkbox"/>	0.1 mass% of article	All
<input type="checkbox"/>	(1R,4S)-1,7,7-trimethyl-3-ene 721687-99-9	Article	<input checked="" type="checkbox"/>	0.1 mass% of article	All
<input type="checkbox"/>	(1S,2S,5R,6R,9S,10S,11,12S)-1,2,3,4,5,6,7,8,9,10,11,12-dodecane 1122-96-8	Article	<input checked="" type="checkbox"/>	0.1 mass% of article	All
<input type="checkbox"/>	(1S,2S,5R,6R,9S,10S,11,12S)-1,2,3,4,5,6,7,8,9,10,11,12-dodecane 1122-96-8	Article	<input checked="" type="checkbox"/>	0.1 mass% of article	All
<input type="checkbox"/>	(1S,3E,4R)-1,7,7-trimethyl-3-ene 852341-32-4	Article	<input checked="" type="checkbox"/>	0.1 mass% of article	All
<input type="checkbox"/>	(1S,3E,4R)-1,7,7-trimethyl-3-ene 852341-32-4	Article	<input checked="" type="checkbox"/>	0.1 mass% of article	All
<input type="checkbox"/>	(2S)-3-(4-tert-butylphenyl) 75166-31-1	Article	<input checked="" type="checkbox"/>	0.1 mass% of article	All
<input type="checkbox"/>	(2S)-3-(4-tert-butylphenyl) 75166-31-1	Article	<input checked="" type="checkbox"/>	0.1 mass% of article	All
<input type="checkbox"/>	(3E)-1,7,7-trimethyl-3-ene 1762099-01-1	Article	<input checked="" type="checkbox"/>	0.1 mass% of article	All

Use Filter buttons to search based on CAS Number / Substance Name

d. Chemical Selection

Substance Group	Substance	CAS Number	Reporting Level	Threshold	Reportable Application
<input checked="" type="checkbox"/>	Lead	7439-92-1	<input checked="" type="checkbox"/>	Article	0.1 mass% of article All

References:

Refer to [Section II\(B\)\(3\)](#) for detailed instructions on filling **Material Summary** Section.

8. Enter the Mass of chemical.

Complete a declaration

1 Business Info 2 Products 4 Material Summary 5 Sign off form

	A	B	C	D	E	F	G	H	I	J	K	L	M	N	P	Q
	Sub Product	Group Authority	Group Identity	Substance Group	Substance	CAS Number	Reporting Level	Threshold	Reportable Application	Above Threshold?	Mass (gm)	Material Mass %	Material Name	Exemptions	Is UVCB?	Comments
1																
2	50919405-4	REACH-0226	REACH-0226		Lead	7439-92-1	Article	0.1	All	Yes						
3																
4																
5																
6																
7																
8																
9																
10																
11																
12																
13																
14																
15																
16																
17																
18																
19																
20																
21																
22																
23																
24																

Add row Delete row Toggle UOM Previous Validate and lock section Cancel

Complete a declaration

1 Business Info 2 Products 4 Material Summary 5 Sign off form

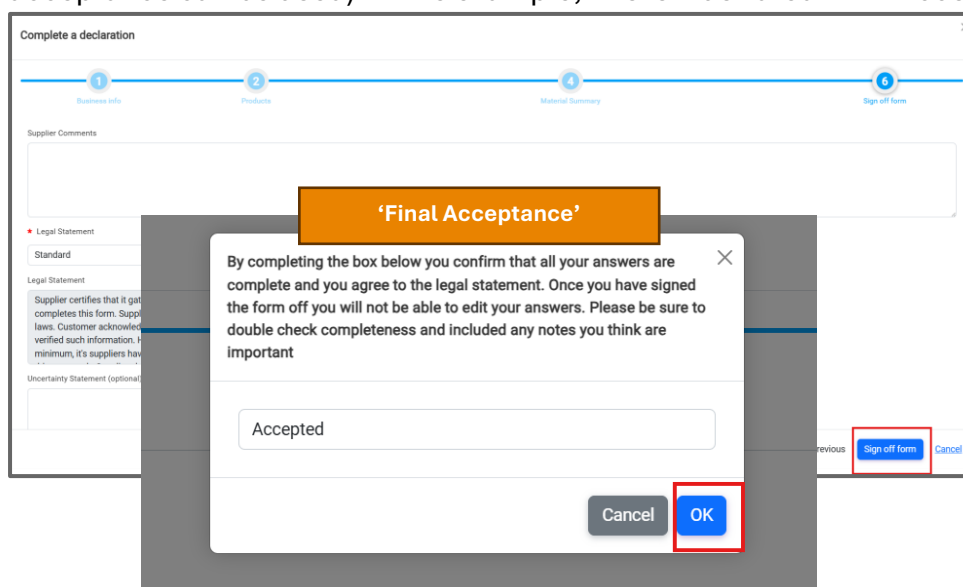
	A	B	C	D	E	F	G	H	I	J	K	L	M	N	P	Q
	Sub Product	Group Authority	Group Identity	Substance Group	Substance	CAS Number	Reporting Level	Threshold	Reportable Application	Above Threshold?	Mass (gm)	Material Mass %	Material Name	Exemptions	Is UVCB?	Comments
1																
2	50919405-4	REACH-0226	REACH-0226		Lead	7439-92-1	Article	0.1	All	Yes	0.55					
3																
4																
5																
6																
7																
8																
9																
10																
11																
12																
13																
14																
15																
16																
17																
18																
19																
20																
21																
22																
23																
24																

Add row Delete row Toggle UOM Previous Validate and lock section Cancel

References:

Refer to [Section II\(B\)\(3\)](#) for detailed instructions on filling **Material Summary** Section.

9. Click **Sign-off Form** declare the acceptance of submitting the data filled in (any text of acceptance can be used). In the example, this is illustrated with ‘Accepted’ → Click **OK**.



1. The submission will be locked for further modifications.
2. If changes are required after submission, the following alternative options are available:
 - Submit a Full Material Declaration (FMD) in IPC 1752A format as attachment via email in response to the campaign notification email as guided in [Section-IV](#).
 - If supplier prefers to submit or override the older submission via a new Supplier Response (SR), send request to TE at suppliercompliancesupport@te.com to create a new campaign providing your old Build ID.

Once the new campaign is created, you can submit a new SR for the same compliance specification.

The new Supplier Response (SR) submission will override the older submission in TE.

3. **Red** highlighted fields are mandatory, **greyed out** fields are to be ignored.
4. YOU can find the guidance on Group Authority Mapping with respect to each Compliance Specification in Table 2 below.

Compliance Specification	Group Authority
EU RoHS	IPC
EU REACH SVHC	REACH - 0226
EU REACH Article 67 (Annex XVII)	EUREACH - ARTICLE 67-2024/2462
CA PROPOSITION 65	Prop65
PFAS	PFAS
EU MDR	MDR
TE Banned & Targeted Substance	TEBanned
TE Low Halogen	TELowHal

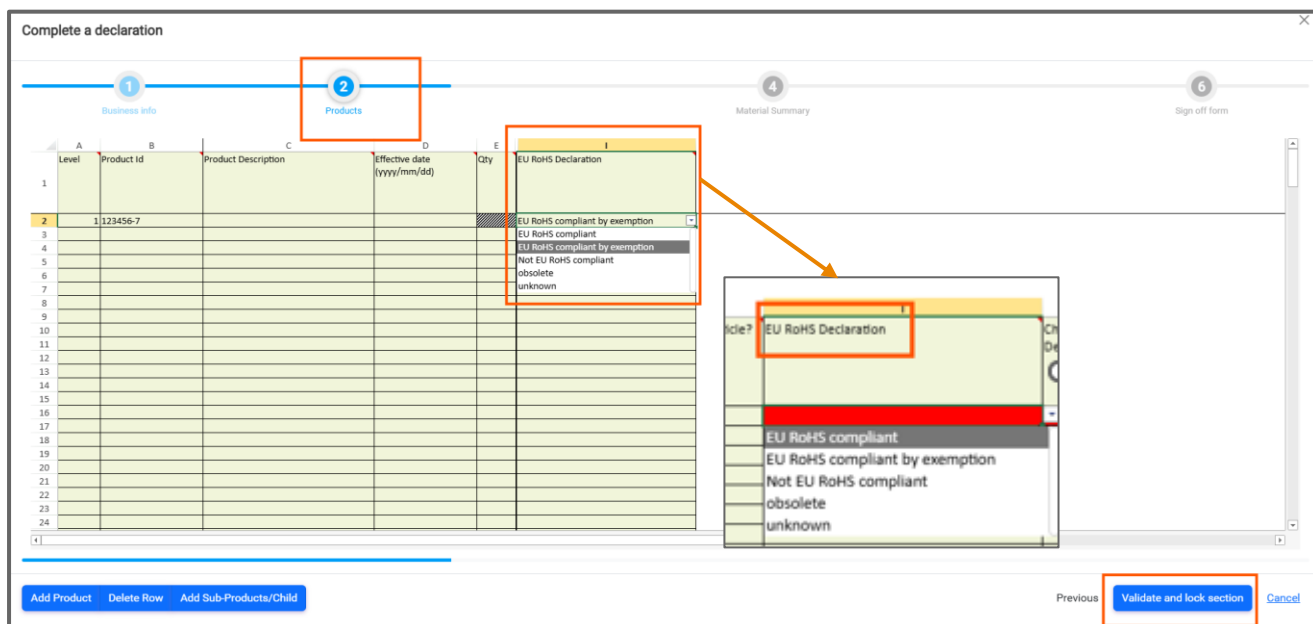
Table 2

EU RoHS

1. Follow Instructions **#1 to #7** in [Section II \(A\)](#) to login to the CMAP Portal and navigate to parts. Continue using below guidelines to complete the submission.
2. Refer [Section-II\(B\)\(1\)](#) for guidance on filling **'Business info'** section.
3. Continue **below** instructions on **Products & Material Summary** Tabs in the CMAP Portal to complete a Supplier Response (SR) submission for EU RoHS.

On **Products** Tab

1. Make Appropriate selection to provide your declaration on **'EU RoHS Declaration'** column.
2. Click **Validate and Lock Section** to move to next tab.



The screenshot shows a web application window titled "Complete a declaration" with a progress bar at the top indicating steps 1 (Business Info), 2 (Products), 4 (Material Summary), and 5 (Sign off form). Below the progress bar is a table with the following columns: Level, Product Id, Product Description, Effective date (yyyy/mm/dd), Qty, and EU RoHS Declaration. Row 2 is highlighted and contains the value "1" in the Level column and "1123456-7" in the Product Id column. The "EU RoHS Declaration" column for row 2 has a dropdown menu open, showing the following options: "EU RoHS compliant by exemption" (selected), "EU RoHS compliant", "Not EU RoHS compliant", "obsolete", and "unknown". At the bottom of the window, there are buttons for "Add Product", "Delete Row", "Add Sub-Products/Child", "Previous", "Validate and lock section" (highlighted with a red box), and "Cancel".

References:

- Refer to [Section-II\(B\)\(1\)](#) for detailed instructions on **'Business Info'** section.
- Refer to [Section -II \(C\)](#) for managing the survey requests with multiple part numbers.

On **Material Summary** Tab,

3. Select **Product, Group Authority & Substance** (a, b & c below).

- a. To select product/part numbers
- b. To select **Group Authority** (Substance Group)
- c. To select substance



- ✓ **Add Row** → Adds new row
- ✓ **Delete Row** → Deletes rows
- ✓ **Toggle UoM** → Toggles UOM in the form, when clicked

4. Provide **Mass (chemical mass), Material Mass % & Material Name**.
If submission is complete, Click **Validate and Lock Section** to sign-off.

Complete a declaration

1 Business Info 2 Products 4 Material Summary 6 Sign off form

	A	B	C	D	E	F	G	H	I	J	K	L	M	N	P	Q	R
	Sub Product	Group Authority	Group Identity	Substance Group	Substance	CAS Number	Reporting Level	Threshold	Reportable Application	Above Threshold?	Mass (gm)	Material Mass %	Material Name	Exemptions	Is UVCB?	Comments	
1																	
2	123456-7	IPC	EUROHS-1907	2,3,4,5,6-			Material	1000	All	Yes							
3																	
4																	
5																	
6																	
7																	
8																	
9																	
10																	
11																	
12																	
13																	
14																	
15																	
16																	
17																	
18																	
19																	
20																	
21																	
22																	
23																	
24																	
25																	
26																	

Add row Delete row Toggle UOM Previous **Validate and lock section** Cancel

Notes:

Chemical Mass, Material Mass % & Material Name are **Mandatory**.

To Add Another Chemical for the Same Product: Click on **'Add Row'** in **'Products'** selection and select the SAME - **Part Number, Group Authority** from pop-up window & provide **Substance** details in the form. Refer screenshot below.

Complete a declaration

1 Business Info 2 Products 4 Material Summary 6 Sign off form

	A	B	C	D	E	F	G	H	I	J	K	L	M	N	P	Q	R
	Sub Product	Group Authority	Group Identity	Substance Group	Substance	CAS Number	Reporting Level	Threshold	Reportable Application	Above Threshold?	Mass (gm)	Material Mass %	Material Name	Exemptions	Is UVCB?	Comments	
1																	
4	123456-7	IPC	EUROHS-1907	(2,3-			Material	1000	All	Yes	10	50	Test				
5	123456-7	IPC	EUROHS-1907	(2-METHOXYDIAN-3-			Material	1000	All	Yes							
6																	
7																	
8																	
9																	
10																	
11																	
12																	
13																	
14																	
15																	
16																	
17																	
18																	
19																	
20																	
21																	
22																	
23																	
24																	
25																	
26																	

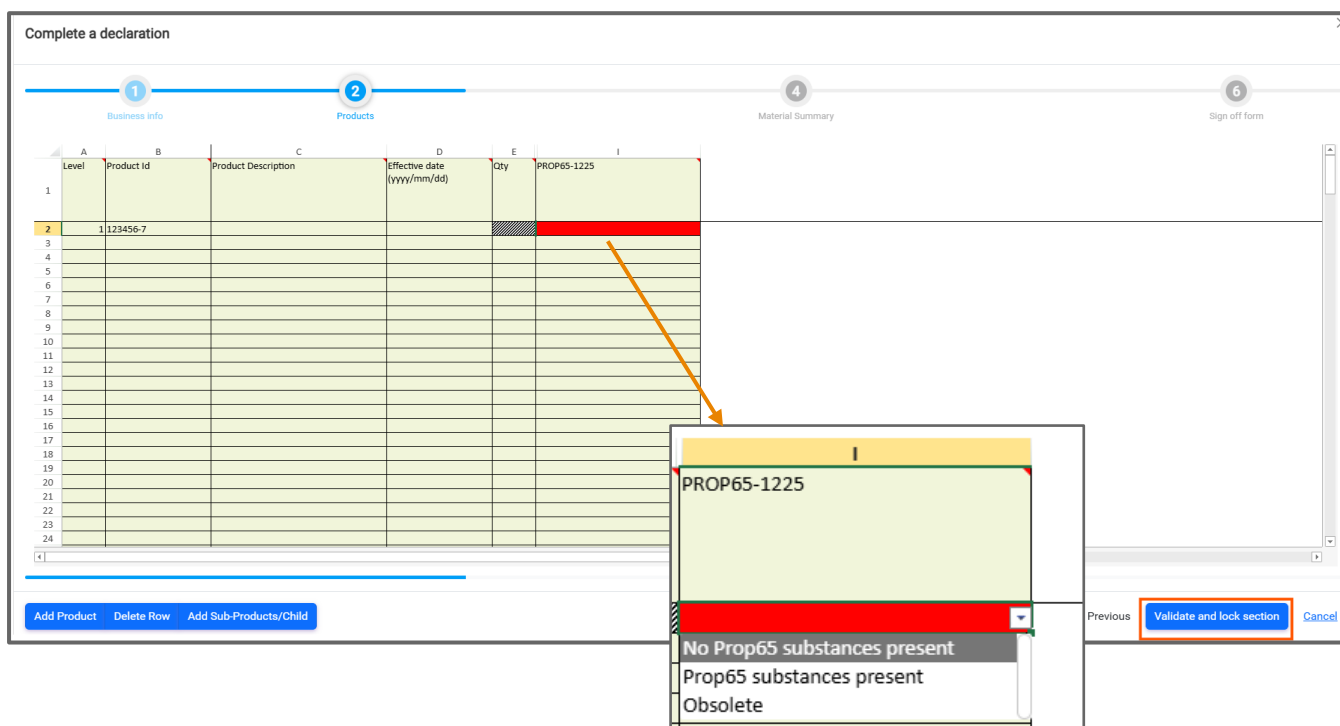
Add row Delete row Toggle UOM Previous **Validate and lock section** Cancel

CA PROPOSTION 65

1. Follow Instructions #1 to #7 in [Section II \(A\)](#) to login to the CMAP Portal and navigate to parts. Continue using below guidelines to complete the submission.
2. Refer to [Section-II\(B\)\(1\)](#) for guidance on filling 'Business info' section. Continue below instructions on Products & Material Summary Tabs in CMAP Portal to complete Supplier Response (SR) submission for CA Prop 65.

On **Products** Tab

1. Make Appropriate selection to provide your declaration on '**PROP 65**' column. Click **Validate and Lock Section** to move to the next tab.



Complete a declaration

1 Business Info 2 Products 4 Material Summary 6 Sign off form

A	B	C	D	E	I
Level	Product id	Product Description	Effective date (yyyy/mm/dd)	Qty	PROP65-1225
1					
2	1123456-7				PROP65-1225
3					
4					
5					
6					
7					
8					
9					
10					
11					
12					
13					
14					
15					
16					
17					
18					
19					
20					
21					
22					
23					
24					

I
 PROP65-1225
 No Prop65 substances present
 Prop65 substances present
 Obsolete

References:

- Refer to [Section-II\(B\)\(1\)](#) for detailed instructions on '**Business Info**' section.
- Refer to [Section -II \(C\)](#) for managing the survey requests with multiple part numbers.

On **Material Summary** Tab,
 2. Select product, group authority and chemical.

The screenshot shows the 'Complete a declaration' interface with a table and a 'Regulation or Substance' dialog. Callout 'a' points to the 'Sub Product' column in the table. Callout 'b' points to the 'Product or sub-product' dropdown in the dialog. Callout 'c' points to the 'Substance' list in the dialog.

a To select product/part numbers

b To select **Group Authority** (Substance Group)

c To select substance



- ✓ **Add Row** → Adds new row
- ✓ **Delete Row** → Deletes rows
- ✓ **Toggle UoM** → Toggles UOM in the form, when clicked

References:

Refer to [Section II\(B\)\(3\)](#) for detailed instructions on filling **Material Summary** Section.

3. Provide **Mass (chemical mass)**.

If submission is complete, Click **Validate and Lock Section** to sign-off.

Complete a declaration

1 Business Info 2 Products 4 Material Summary 6 Sign off form

	A	B	C	D	E	F	G	H	I	J	K	L	M	N	P	Q	R
	Sub Product	Group Authority	Group Identity	Substance Group	Substance	CAS Number	Reporting Level	Threshold	Reportable Application	Above Threshold?	Mass (gm)	Material Mass %	Material Name	Exemptions	is UVCB?	Comments	
1																	
2	123456-7	Prop65	PROP65-1225		1,1,1-Trichloroethane	71-55-6	Part		All	Yes							
3																	
4																	
5																	
6																	
7																	
8																	
9																	
10																	
11																	
12																	
13																	
14																	
15																	
16																	
17																	
18																	
19																	
20																	
21																	
22																	
23																	
24																	

Add row Delete row Toggle UOM Previous **Validate and lock section** Cancel

Notes:

Chemical Mass is **Mandatory**.

To Add Another Chemical for Same Product: Click on 'Add Row' in 'Products' selection and select the SAME - **Part Number, Group Authority** from pop-up window & provide **Substance** details in the form. Refer to screenshot below.

Complete a declaration

1 Business Info 2 Products 4 Material Summary 6 Sign off form

	A	B	C	D	E	F	G	H	I	J	K	L	M	N	P	Q	R
	Sub Product	Group Authority	Group Identity	Substance Group	Substance	CAS Number	Reporting Level	Threshold	Reportable Application	Above Threshold?	Mass (gm)	Material Mass %	Material Name	Exemptions	is UVCB?	Comments	
1																	
2	123456-7	Prop65	PROP65-1225		1,1,1,2-Tetrachloroethane	630-20-6	Part		All	Yes							
3	123456-7	Prop65	PROP65-1225		1,1,2,2-Tetrachloroethane	79-34-5	Part		All	Yes	0.1						
4																	
5																	
6																	
7																	
8																	
9																	
10																	
11																	
12																	
13																	
14																	
15																	
16																	
17																	
18																	
19																	
20																	
21																	
22																	
23																	
24																	

Add row Delete row Toggle UOM Previous **Validate and lock section** Cancel

References:

Refer to [Section II\(B\)\(3\)](#) for detailed instructions on filling **Material Summary** Section.

EU MEDICAL DEVICE REGULATION

- i** 1 Follow Instructions #1 to #7 in [Section II \(A\)](#) to login to the CMAP Portal and navigate to parts. Continue using below guidelines to complete the submission.
2. Refer to [Section-II\(B\)\(1\)](#) for guidance on filling ‘**Business info**’ section.
3. Continue **below** instructions on **Products & Material Summary** Tabs in the CMAP Portal to complete Supplier Response (SR) submission for **EU Medical Device Regulation Survey**

On Products Tab

1. Make appropriate selection to provide your declaration on ‘**EU MDR**’ column. Click **Validate and Lock Section** to move to next tab.

Complete a declaration

1 Business Info 2 Products 4 Material Summary 6 Sign off form

Level	Product Id	Product Description	Effective date (yyyy/mm/dd)	Qty	EU MDR 10.4.1 Declaration	Latex Declaration	Allergens and Sensitizers Declaration
1							
2	1.123456-9	PACKAGING			EU MDR 10.4.1 Declaration No CMR 1A/1B or EDC present CMR 1A/1B or EDC over 0.1% No CMR 1A/1B or EDC over 0.1% Obsolete Unknown	Unknown	Unknown
3							
4							
5							
6							
7							
8							
9							
10							
11							
12							
13							
14							
15							
16							
17							
18							
19							
20							
21							
22							
23							
24							
25							
26							
27							

Add Product Delete Row Add Sub-Products/Child
 Previous **Validate and lock section**

Note:

Latex Declaration & Allergens and Sensitizers Declaration are not applicable for TE through EU MDR Survey. Suppliers are recommended to select ‘**Unknown**’ from dropdowns for these two columns.

References:

- Refer to [Section-II\(B\)\(1\)](#) for detailed instructions on ‘**Business Info**’ section.
- Refer to [Section -II \(C\)](#) to know managing the survey requests with multiple part numbers.

➤ **Definitions of each drop-down option can be referred to below:**

- **No CMR 1A/1B or EDC present:** Does not contain Carcinogenic, Mutagenic or toxic to Reproduction (CMR) substances of category 1A / 1B and substances having endocrine-disrupting chemical (EDC) properties for which there is scientific evidence of probable serious effects to human health.
- **CMR 1A/1B or EDC over 0.1%:** Contains Carcinogenic, Mutagenic or toxic to Reproduction (CMR) substances of category 1A / 1B and substances having endocrine-disrupting chemical (EDC) present **above threshold**.
- **No CMR 1A/1B or EDC over 0.1%:** Contains Carcinogenic, Mutagenic or toxic to Reproduction (CMR) substances of category 1A / 1B and substances having endocrine-disrupting chemical (EDC) are present in product but **below threshold**.
- **Obsolete:** Product is obsolete

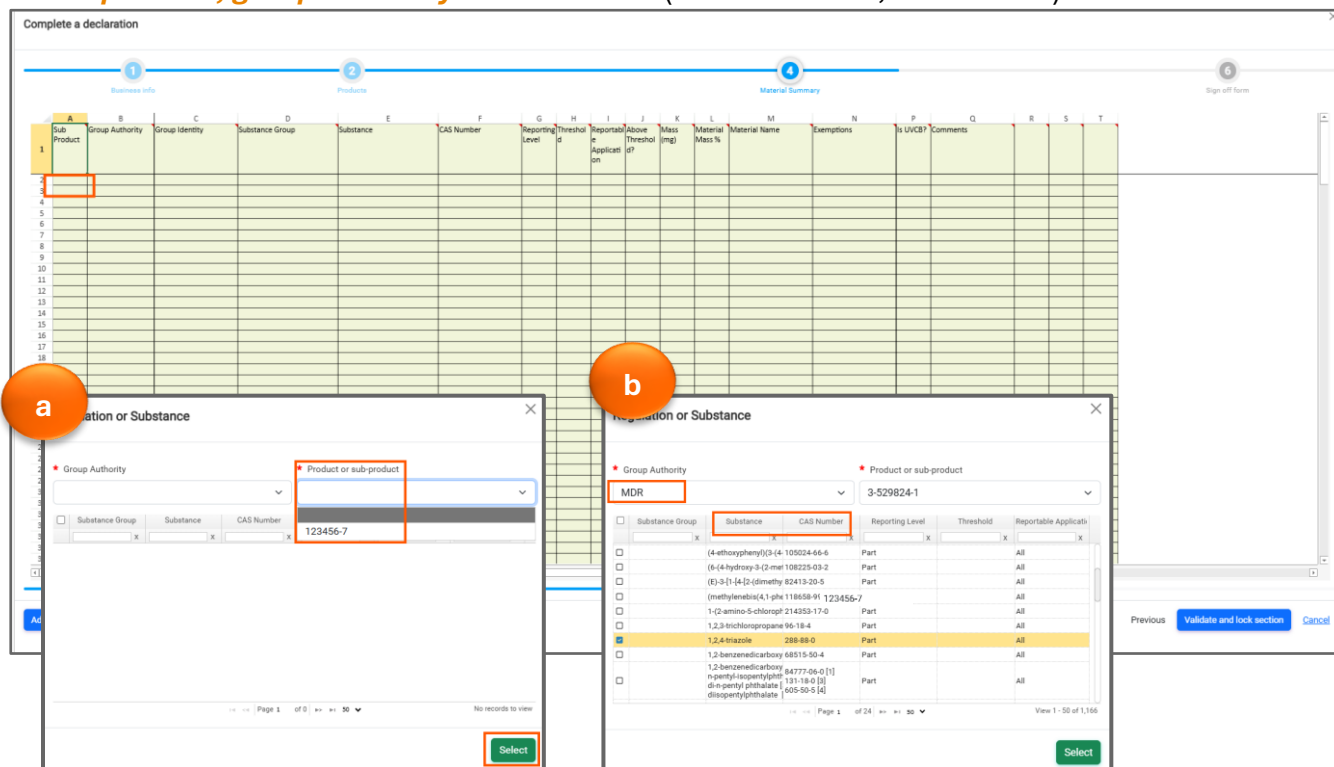
➤ **How to Select in CMAP Supplier Portal:**

In the CMAP Supplier Portal, make the selection as below:

- Select **No CMR 1A/1B or EDC present** → If **NO** CMR 1A/1B and EDC substance(s) is/are present in product.
- Select **CMR 1A/1B or EDC over 0.1%** → If CMR 1A/1B and EDC substance(s) is/are present in product **above 0.1% of homogeneous material level**.
- Select **No CMR 1A/1B or EDC over 0.1%** → If CMR 1A/1B and EDC substance(s) is/are present in product but **below 0.1% of homogeneous material level**.
- **Obsolete:** Product is obsolete

On **Material Summary** Tab,

2. Select **product, group authority** and **chemical** (refer screens a, b & c below).

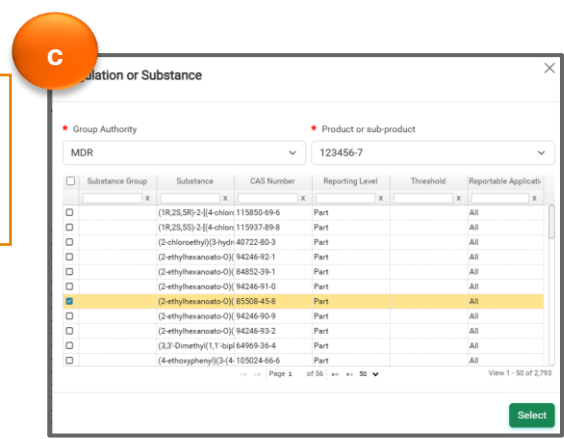


The screenshot displays the 'Complete a declaration' interface in the CMAP Supplier Portal. The main table has columns for Business info, Product, and Material Summary. Two pop-up windows, labeled 'a' and 'b', are overlaid on the table. Window 'a' shows the 'Group Authority' and 'Product or sub-product' dropdowns. Window 'b' shows the 'Substance' dropdown with a list of chemical substances.

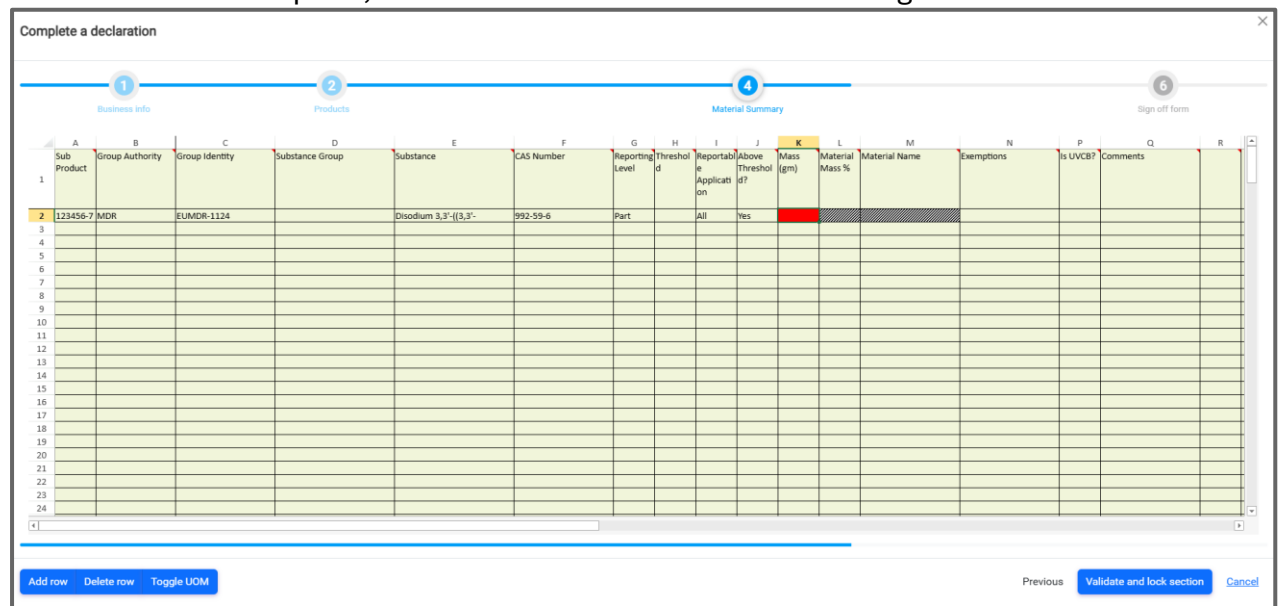
Sub Product	Group Authority	Group Identity	Substance Group	Substance	CAS Number	Reporting Level	Threshold	Reporting Application	Mass (mg)	Material Mass %	Material Name	Exemptions	Is UNCB?	Comments
1					123456-7									

Window 'a' shows the 'Group Authority' dropdown set to 'MDR' and the 'Product or sub-product' dropdown set to '3-529824-1'. Window 'b' shows the 'Substance' dropdown with a list of chemical substances, including (4-ethoxyphenyl)G, (6-(4-hydroxy-3-(2-methyl-1,2,4-triazol-5-yl)phenoxy)phenyl)G, (6-(4-hydroxy-3-(2-methyl-1,2,4-triazol-5-yl)phenoxy)phenyl)G, (methylamino)G, 1-(2-amino-5-chlorophenyl)G, 1,2,3-trichloropropane 96-18-4, 1,2,4-triazole, 1,2-benzenedicarbonyl, 1,2-benzenedicarbonyl, 1-pentylisopentylglycerol, di-n-pentyl phthalate, and diisopentylphthalate.

- a. To select product/part numbers
- b. To select **Group Authority** (Substance Group)
- c. To select substance



3. Provide **Mass (chemical mass)**.
 If submission is complete, Click **Validate and Lock Section** to sign-off.



Notes:
 Chemical Mass is **Mandatory**.
To Add Another Chemical for Same Product: Click on 'Add Row' in 'Products' selection and select the SAME - **Part Number, Group Authority** from pop-up window & provide **Substance** details in the form. Refer to screenshot below.

Complete a declaration

1 Business Info 2 Products 4 Material Summary 6 Sign off form

A	B	C	D	E	F	G	H	I	J	K	L	M	N	P	Q	R
Sub Product	Group Authority	Group Identity	Substance Group	Substance	CAS Number	Reporting Level	Threshold	Reportable Application	Above Threshold?	Mass (gm)	Material Mass %	Material Name	Exemptions	Is UNCB?	Comments	
1																
2	123456-7 MDR	EUMDR-1124		Disodium 3,3'-(1,3,3'-	992-59-6	Part		All	Yes	0.2						
3	123456-7 MDR	EUMDR-1124		2-chloroethyl)(3-	40722-80-3	Part		All	Yes							
4																
5																
6																
7																
8																
9																
10																
11																
12																
13																
14																
15																
16																
17																
18																
19																
20																
21																
22																
23																
24																

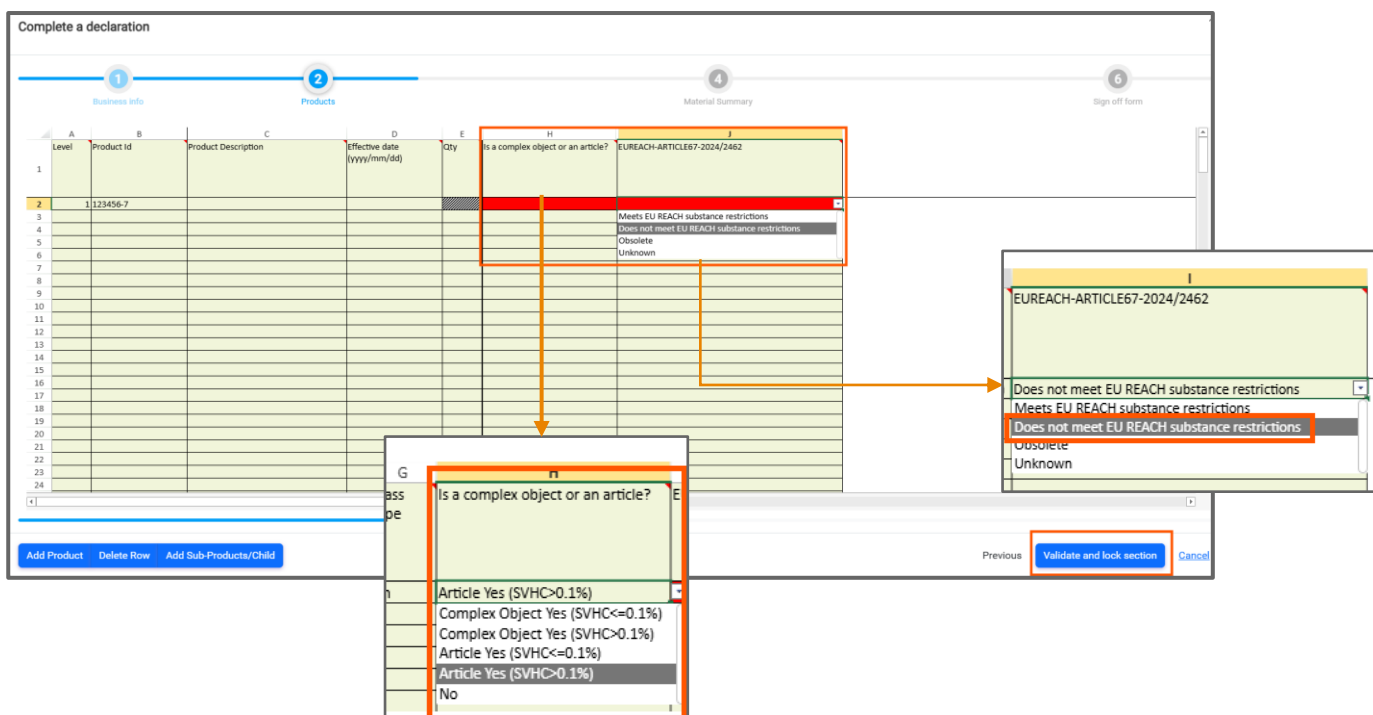
Add row Delete row Toggle UOM Previous Validate and lock section Cancel

REACH ARTICLE 67 / ANNEX XVII

1. Follow Instructions **#1 to #7** in [Section II \(A\)](#) to login CMAP Portal and navigate to parts. Continue using below guidelines to complete the submission
2. Refer [Section-II\(B\)\(1\)](#) for guidance on filling ‘**Business info**’ section.
3. Continue **below** instructions on **Products & Material Summary** Tabs in the CMAP Portal to complete Supplier Response (SR) submission for REACH Article 67 / Annex XVII.

On **Products** Tab

1. Make appropriate selection for ‘**Is a complex object or a mixture**’ and provide your declaration on ‘**EUREACH - ARTICLE 67-2024/2462**’ column. Click **Validate and Lock Section** to move to next tab.

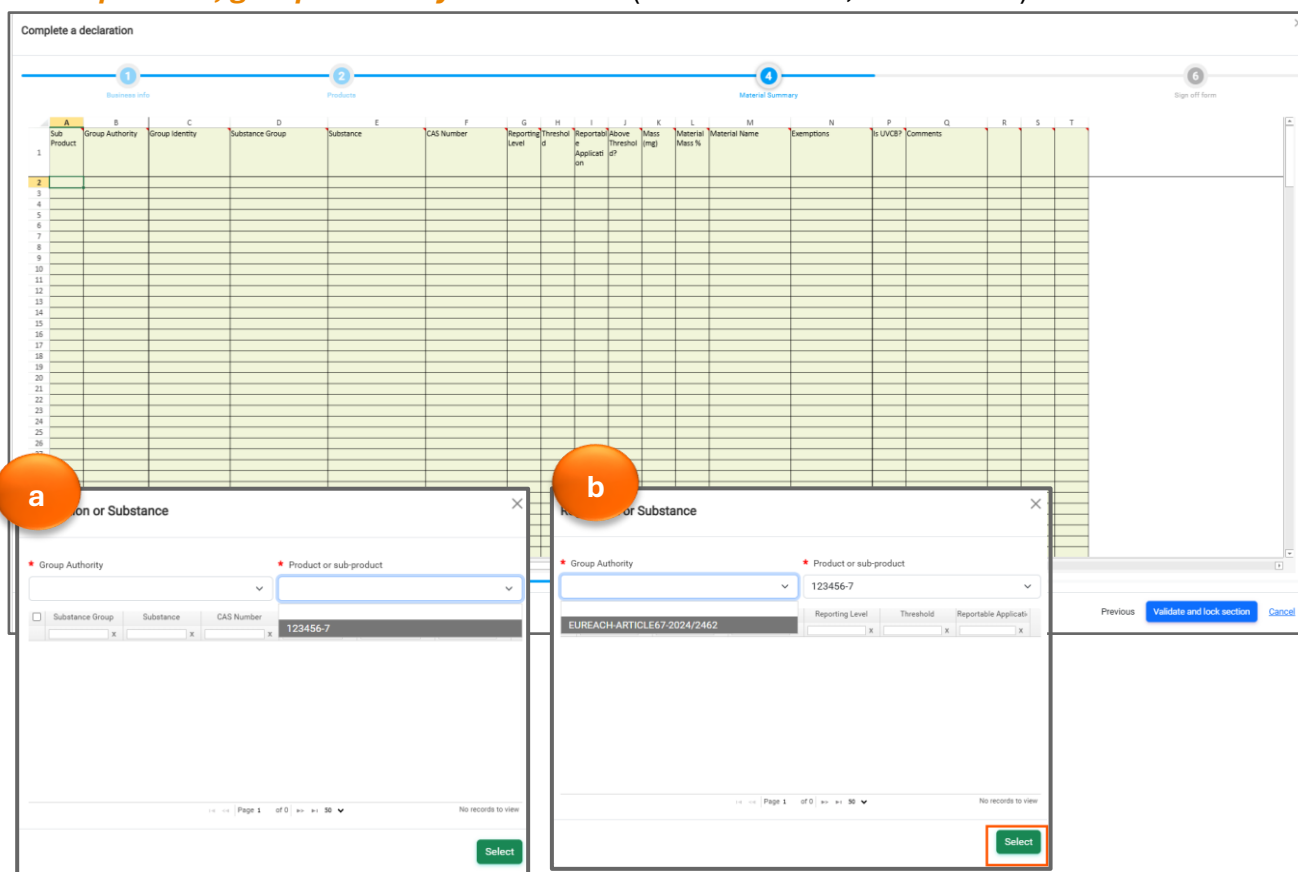


References:

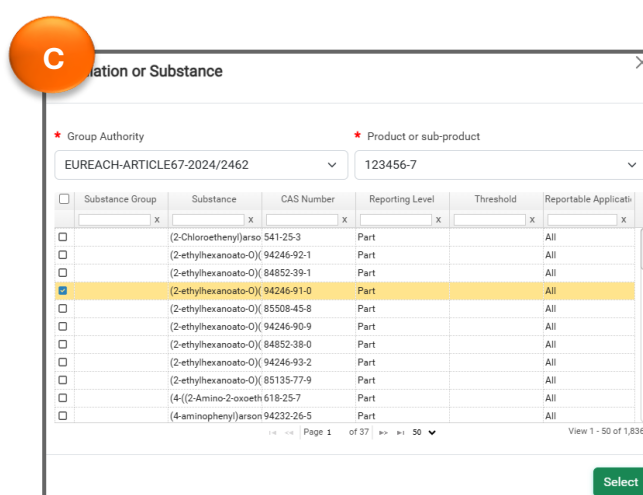
- Refer to [Section-II\(B\)\(1\)](#) for detailed instructions on ‘**Business Info**’ section.
- Refer to [Section-II\(B\)\(2\)](#) to know the definitions and detailed instructions on **REACH Questionnaire (Is a complex object or an article)**.
- Refer to [Section -II \(C\)](#) to know managing the survey requests with multiple part numbers.

On **Material Summary** Tab,

2. Select **product, group authority & chemical** (refer screens a, b & c below).



- a. To select product/part numbers
- b. To select **Group Authority** (Substance Group)
- c. To select substance



- ✓ **Add Row** → Adds new row
- ✓ **Delete Row** → Deletes part number rows
- ✓ **Toggle UoM** → Toggles UOM in the form, when clicked

References:
 Refer to **Section II(B)(3)** for detailed instructions on filling **Material Summary** Section.

3. Provide **Mass** (chemical mass).

If submission is complete, Click **Validate and Lock Section** to sign-off.

Complete a declaration

1 Business info 2 Products 4 Material Summary 6 Sign off form

	A	B	C	D	E	F	G	H	I	J	K	L	M	N	P	Q	R
	Sub Product	Group Authority	Group Identity	Substance Group	Substance	CAS Number	Reporting Level	Threshold	Reportable Application	Above Threshold?	Mass (gm)	Material Mass %	Material Name	Exemptions	Is UVCB?	Comments	
1																	
2	123456-7	EUREACH-	EUREACH-ARTICLE67-		2-ethylhexanoato-	94246-91-0	Part		All	Yes							
3																	
4																	
5																	
6																	
7																	
8																	
9																	
10																	
11																	
12																	
13																	
14																	
15																	
16																	
17																	
18																	
19																	
20																	
21																	
22																	
23																	
24																	

Add row Delete row Toggle UOM Previous **Validate and lock section** Cancel

Notes:

Chemical Mass is **Mandatory**.

To Add Another Chemical for Same Product: Click on 'Add Row' in 'Products' selection and select the SAME - **Part Number, Group Authority** from pop-up window & provide **Substance** details in the form. Refer to screenshot below.

Complete a declaration

1 Business info 2 Products 4 Material Summary 6 Sign off form

	A	B	C	D	E	F	G	H	I	J	K	L	M	N	P	Q	R
	Sub Product	Group Authority	Group Identity	Substance Group	Substance	CAS Number	Reporting Level	Threshold	Reportable Application	Above Threshold?	Mass (gm)	Material Mass %	Material Name	Exemptions	Is UVCB?	Comments	
1																	
2	123456-7	EUREACH-	EUREACH-ARTICLE67-		2-ethylhexanoato-	94246-91-0	Part		All	Yes	0.12						
3	123456-7	EUREACH-	EUREACH-ARTICLE67-		2-ethylhexanoato-	94246-92-1	Part		All	Yes							
4																	
5																	
6																	
7																	
8																	
9																	
10																	
11																	
12																	
13																	
14																	
15																	
16																	
17																	
18																	
19																	
20																	
21																	
22																	
23																	
24																	

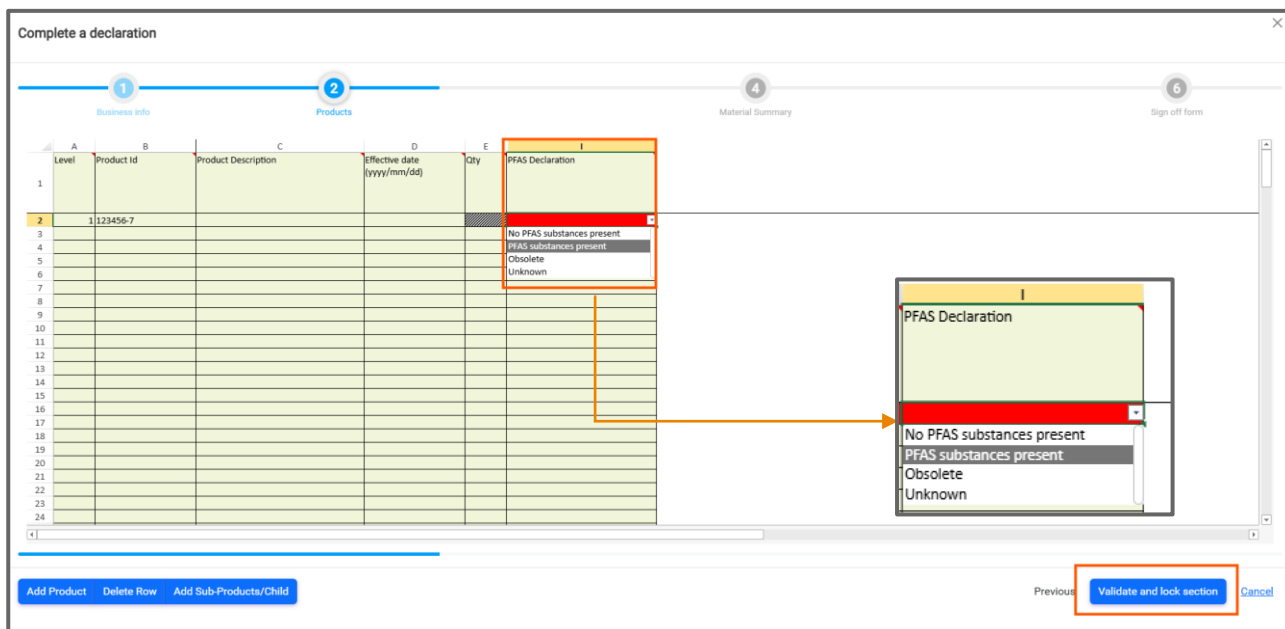
Add row Delete row Toggle UOM Previous **Validate and lock section** Cancel

PFAS

1. Follow Instructions **#1 to #7 in Section II (A)** to login to the CMAP Portal and navigate to parts. Continue using below guidelines to complete the submission.
2. Refer to [Section-II\(B\)\(1\)](#) for guidance on filling ‘**Business info**’ section
3. Continue **below** instructions on **Products & Material Summary** Tabs in CMAP Portal to complete Supplier Response (SR) submission for **PFAS**.

On **Products** Tab

1. Make appropriate selection to provide your declaration on ‘**PFAS**’ column.
Click **Validate and Lock Section** to move to next tab.



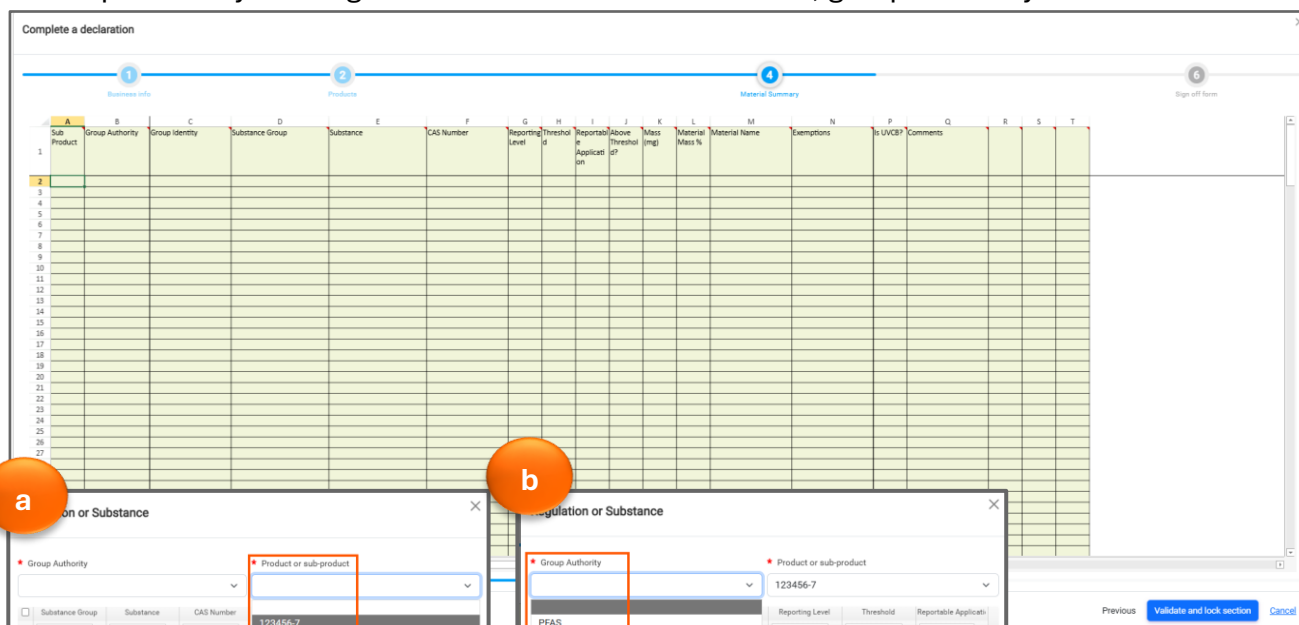
The screenshot displays the 'Complete a declaration' window with a progress bar at the top showing steps 1 (Business info), 2 (Products), 4 (Material Summary), and 6 (Sign off form). The main area contains a table with the following columns: Level, Product Id, Product Description, Effective date (yyyy/mm/dd), Qty, and PFAS Declaration. Row 2 is highlighted with a yellow background and contains the value '1123456-7' in the Product Id column. A dropdown menu is open for the PFAS Declaration column, showing the following options: No PFAS substances present, PFAS substances present, Obsolete, and Unknown. An orange arrow points from the dropdown menu to a larger, detailed view of the dropdown options on the right side of the screen. At the bottom right of the window, there are three buttons: 'Previous', 'Validate and lock section' (highlighted with a red box), and 'Cancel'. At the bottom left, there are three buttons: 'Add Product', 'Delete Row', and 'Add Sub-Products/Child'.

References:

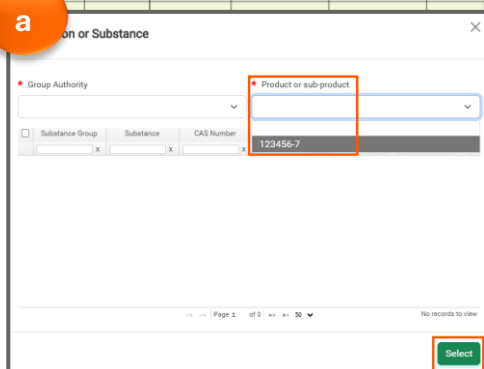
- Refer to [Section-II\(B\)\(1\)](#) for detailed instructions on ‘**Business Info**’ section.
- Refer to [Section -II \(C\)](#) for managing the survey requests with multiple part numbers.

On **Material Summary** Tab,

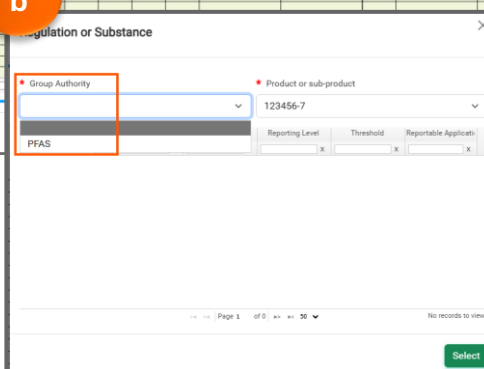
2. Select product by clicking on cell in '**Sub-Product**' column, group authority and chemical.



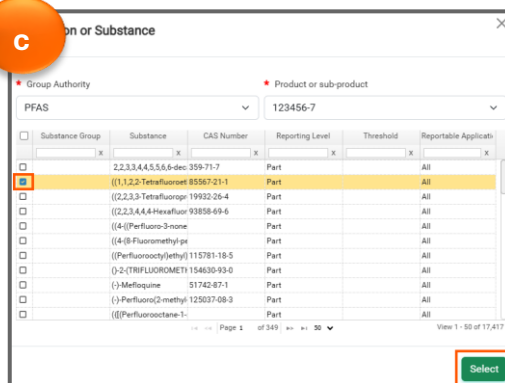
a



b



c



- a. To select product/part numbers
- b. To select **Group Authority** (Substance Group)
- c. To select substance

References:

Refer to [Section II\(B\)\(3\)](#) for detailed instructions on filling **Material Summary** Section.

3. Provide **Mass** (chemical mass), **PFAS Use**.

Complete a declaration

1 Business Info 2 Products 3 Material Summary 4 Sign off form

A	B	C	D	E	F	G	H	I	J	K	L	M	N	O	P	
Sub Product	Group Authority	Group Identity	Substance Group	Substance	CAS Number	Reporting Level	Threshold	Reportable Application	Above Threshold?	Mass (gm)	Material Mass %	Material Name	Exemptions	PFAS Use	UVCB?	Comments
123456-7	PFAS	PFAS	(1,1,2,2-		85567-21-1	Part	All	Yes								

d

Select item(s)

- Adsorbent
- Aseptic and separating agents
- Alloying element
- Alloy
- Anti-adhesive/cohesive
- Anti-caking agent
- Anti-condensation agent
- Anti-freeze agent
- Antioxidant
- Anti-redeposition agent
- Anti-scaling agent
- Anti-slip agent
- Anti-stain agent
- Anti-static agent

Save list to file Upload list from file **Select**

d. To select the usage of PFAS
 Multiple usage selection is possible by clicking the check boxes against the usage and that gets displayed as in 'Reference'

Complete a declaration

1 Business Info 2 Products 3 Material Summary 4 Sign off form

A	B	C	D	E	F	G	H	I	J	K	L	M	N	O	P	
Sub Product	Group Authority	Group Identity	Substance Group	Substance	CAS Number	Reporting Level	Threshold	Reportable Application	Above Threshold?	Mass (gm)	Material Mass %	Material Name	Exemptions	PFAS Use	Is UVCB?	Comments
123456-7	PFAS	PFAS	(1,1,2,2-		85567-21-1	Part	All	Yes		10				Absorbent		

Add row Delete row Toggle UOM

Previous **Validate and lock section** Cancel

References:

Refer to [Section II\(B\)\(3\)](#) for detailed instructions on filling **Material Summary** Section.

Reference Image

Complete a declaration

1 Business info 2 Products 4 Material Summary 6 Sign off form

	A	B	C	D	E	F	G	H	I	J	K	L	M	N	O	P	Comments
	Sub Product	Group Authority	Group Identity	Substance Group	Substance	CAS Number	Reporting Level	Threshold	Reportable Application	Above Threshold?	Mass (gm)	Material Mass %	Material Name	Exemptions	PFAS Use	Is UVCB?	
1																	
2	123456-7	PFAS	PFAS		((1,1,2,2-	85567-21-1	Part		All	Yes	10				Absorbent, Alloying		
3																	
4																	
5																	
6																	
7																	
8																	
9																	
10																	
11																	
12																	
13																	
14																	
15																	
16																	
17																	
18																	
19																	
20																	
21																	
22																	
23																	
24																	

Add row Delete row Toggle UOM Previous **Validate and lock section** Cancel

4. If submission is complete, Click **Validate and Lock Section** to sign-off.

Complete a declaration

1 Business info 2 Products 4 Material Summary 6 Sign off form

	A	B	C	D	E	F	G	H	I	J	K	L	M	N	O	P	Comments
	Sub Product	Group Authority	Group Identity	Substance Group	Substance	CAS Number	Reporting Level	Threshold	Reportable Application	Above Threshold?	Mass (gm)	Material Mass %	Material Name	Exemptions	PFAS Use	Is UVCB?	
1																	
2	123456-7	PFAS	PFAS		((1,1,2,2-	85567-21-1	Part		All	Yes	10				Absorbent, Alloying		
3																	
4																	
5																	
6																	
7																	
8																	
9																	
10																	
11																	
12																	
13																	
14																	
15																	
16																	
17																	
18																	
19																	
20																	
21																	
22																	
23																	
24																	

Add row Delete row Toggle UOM Previous **Validate and lock section** Cancel

Notes:

Chemical Mass & PFAS usage declaration are **Mandatory**.

To Add Another Chemical for Same Product: Click on cell in **Sub-product** column and select the SAME Product number, Group Authority from pop-up window & provide chemical details in the form. Refer to below screenshot for example.

Complete a declaration

1 Business info
2 Products
4 Material Summary
5 Sign off form

1	A	B	C	D	E	F	G	H	I	J	K	L	M	N	O	P	Comments
	Sub Product	Group Authority	Group Identity	Substance Group	Substance	CAS Number	Reporting Level	Threshold	Reportable Application	Above Threshold?	Mass (gm)	Material Mass %	Material Name	Exemptions	PFAS Use	Is UVCB?	
2	123456-7	PFAS	PFAS		(1,1,2,2-	85567-21-1	Part		All	Yes	10				Absorbent, Alloying		
3	123456-7	PFAS	PFAS		(2,2,3,4,4,-	93858-69-6	Part		All	Yes							
4																	
5																	
6																	
7																	
8																	
9																	
10																	
11																	
12																	
13																	
14																	
15																	
16																	
17																	
18																	
19																	
20																	
21																	
22																	
23																	
24																	

Add row Delete row Toggle UOM
Previous **Validate and lock section** Cancel

TE CONNECTIVITY BANNED & TARGETED SUBSTANCES

1. Follow Instructions **#1 to #7** in [Section II \(A\)](#) to login to the CMAP Portal and navigate to parts. Continue using below guidelines to complete the submission.
2. Refer to [Section-II\(B\)\(1\)](#) for guidance on filling ‘**Business info**’ section
3. Continue **below** instructions on **Products & Material Summary** Tabs in CMAP Portal to complete Supplier Response (SR) submission for **TE Banned & Targeted Substance Survey**.

On Products Tab

1. Make appropriate selection to provide your declaration on ‘**TE Banned & Targeted Substances Survey**’ column.
Click **Validate and Lock Section** to move to next section.

Complete a declaration

1 Business Info 2 Products 4 Material Summary 5 Sign off form

Level	Product Id	Product Description	Effective date (yyyy/mm/dd)	Qty	TEBanned
1					
2	150919452-4				Product(s) contains substances above the thresholds specified in the TE Banned & Targeted Substances list
3					
4					
5					
6					
7					
8					
9					
10					
11					
12					
13					
14					
15					
16					
17					
18					
19					
20					
21					
22					
23					
24					

TEBanned

Product(s) contains substances above the thresholds specified in the TE Banned & Targeted Substances list

Product(s) does not contain TE Banned & Targeted Substances list Substances above thresholds

Product(s) contains substances above the thresholds specified in the TE Banned & Targeted Substances list

Product(s) are not applicable to TE Banned & Targeted Substances list

Add Product Delete Row Add Sub-Products/Child

Previous **Validate and lock section** Cancel

References:

- Refer to [Section-II\(B\)\(1\)](#) for detailed instructions on ‘**Business Info**’ section.
- Refer to [Section -II \(C\)](#) for managing the survey requests with multiple part numbers.

On **Material Summary** Tab,

2. Select product by clicking on cell in '**Sub-Product**' column, **group authority** and **chemical** (refer screens a, b & c below).

- a. To select product/part numbers
- b. To select **Group Authority** (Substance Group)
- c. To select substance

References:

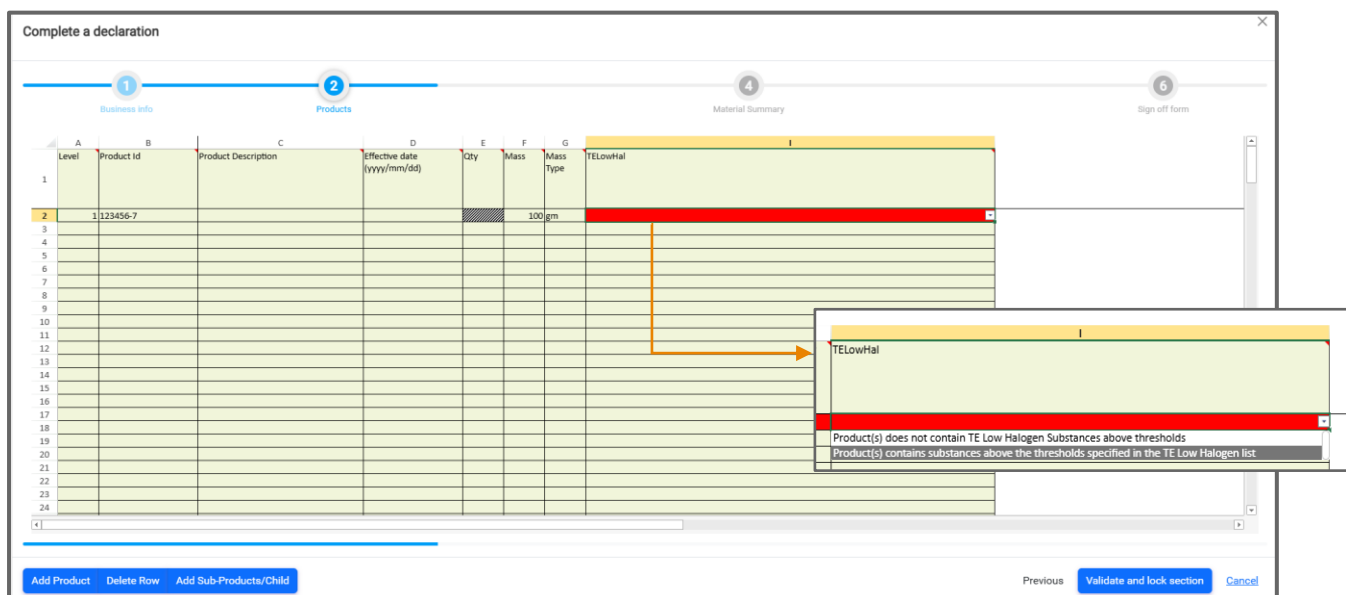
Refer to [Section II\(B\)\(3\)](#) for detailed instructions on filling **Material Summary** Section.

TE LOW HALOGEN

1. Follow Instructions **#1 to #7** in [Section II \(A\)](#) to login to the CMAP Portal and navigate to parts. Continue using below guidelines to complete the submission.
2. Refer to [Section-II\(B\)\(1\)](#) for guidance on filling ‘**Business info**’ section.
3. Continue **below** instructions on **Products & Material Summary** Tabs in CMAP Portal to complete Supplier Response (SR) submission for **TE Low Halogen** Survey.

On **Products** Tab

1. Make Appropriate selection to provide your declaration on ‘**TE Low Halogen**’ column. Click **Validate and Lock Section** to move to next tab.



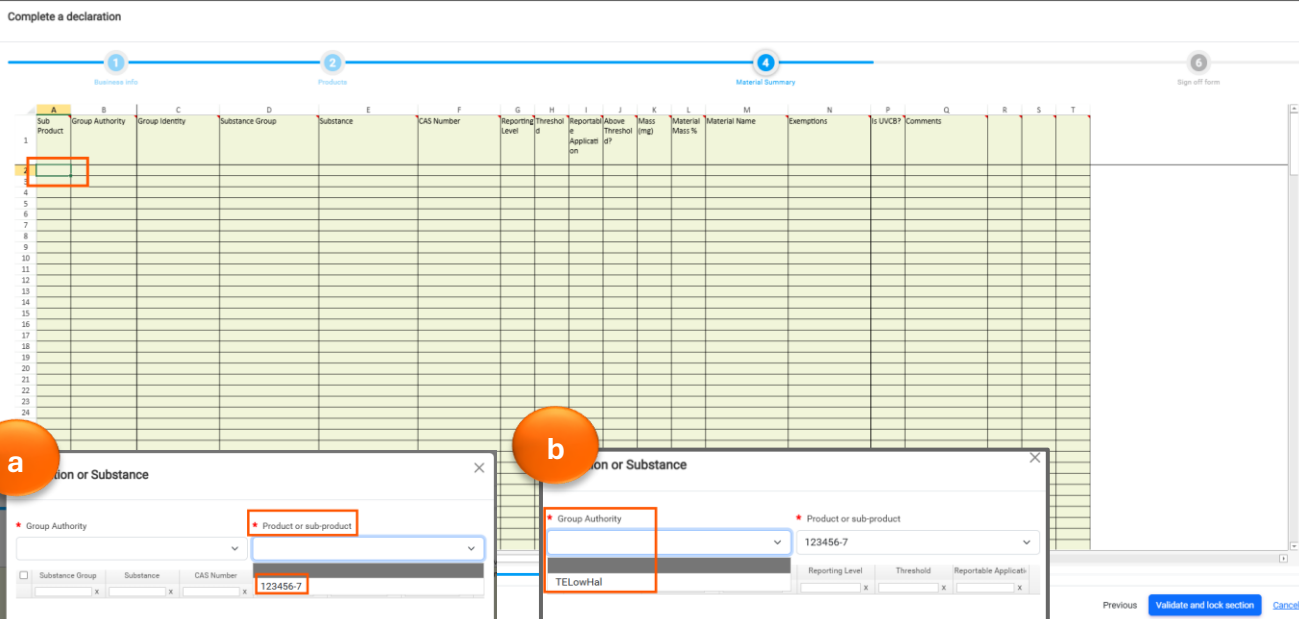
Level	Product Id	Product Description	Effective date (yyyy/mm/dd)	Qty	Mass	Mass Type	TElowHal
1							
2	1123456-7					100 gm	Product(s) does not contain TE Low Halogen Substances above thresholds
3							
4							
5							
6							
7							
8							
9							
10							
11							
12							
13							
14							
15							
16							
17							
18							
19							
20							
21							
22							
23							
24							

References:

- Refer to [Section-II\(B\)\(1\)](#) for detailed instructions on ‘**Business Info**’ section.
- Refer to [Section -II \(C\)](#) for managing the survey requests with multiple part numbers.

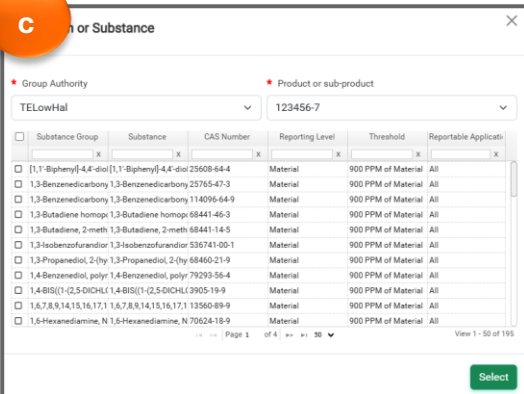
On **Material Summary** Tab,

2. Select product by clicking on cell in ‘**Sub-Product**’ column, **group authority and chemical** (refer screens a, b & c below).



The screenshot shows a multi-step form titled "Complete a declaration". Step 4, "Material Summary", is active. A table with columns A through T is displayed. Column A, "Sub-Product", has a red box around the first cell. Two pop-up windows, labeled 'a' and 'b', are overlaid on the table. Window 'a' shows a dropdown menu for "Product or sub-product" with the value "123456-7" selected. Window 'b' shows a dropdown menu for "Group Authority" with the value "TELowHal" selected. Both windows have a "Select" button at the bottom.

- a. To select product/part numbers
- b. To select **Group Authority** (Substance Group)
- c. To select substance



This screenshot shows the "Group Authority" pop-up window with the "Product or sub-product" dropdown set to "123456-7". The window displays a list of substances with checkboxes in the "Substance Group" column. The list includes various chemical compounds such as [1,1-Biphenyl]-4,4'-diol, 1,3-Benzenedicarbonyl, and 1,4-Bis[1-(2,5-DiCHL)]-1,4-BIS[1-(2,5-DiCHL)]. The "CAS Number", "Reporting Level", "Threshold", and "Reportable Application" columns are also visible. A "Select" button is at the bottom right.

References:

Refer to [Section II\(B\)\(3\)](#) for detailed instructions on filling **Material Summary** Section.

3. Provide **Mass (chemical mass), Material Mass % & Material Name**.
 If submission is complete, Click **Validate and Lock Section** to sign-off.

Complete a declaration

1 Business Info 2 Products 4 Material Summary 6 Sign off form

	A	B	C	D	E	F	G	H	I	J	K	L	M	N	O	P	Q	R
	Sub Product	Group Authority	Group Identity	Substance Group	Substance	CAS Number	Reporting Level	Threshold	Reportable Applicat	Above Threshold?	Mass (gm)	Material Mass %	Material Name	Exemptions	Is UVCB?	Comments		
1																		
2	123456-7	TELowHal	TELowHal	1,3-Benzene dicarbonyl	1,3-Benzene dicarbonyl	114096-64-9	Material	900 PPM	All	Yes								
3																		
4																		
5																		
6																		
7																		
8																		
9																		
10																		
11																		
12																		
13																		
14																		
15																		
16																		
17																		
18																		
19																		
20																		
21																		
22																		
23																		
24																		

Add row Delete row Toggle UOM Previous Validate and lock section Cancel

Notes:

Chemical Mass, Material Mass % & Material Name declaration are **Mandatory**.

To Add Another Chemical for Same Product: Click on cell in **Sub-product** column and select the SAME **Product number, Group Authority** from pop-up window & provide chemical details in the form. Refer to screenshot below.

Complete a declaration

1 Business Info 2 Products 4 Material Summary 6 Sign off form

	A	B	C	D	E	F	G	H	I	J	K	L	M	N	O	P	Q	R
	Sub Product	Group Authority	Group Identity	Substance Group	Substance	CAS Number	Reporting Level	Threshold	Reportable Applicat	Above Threshold?	Mass (gm)	Material Mass %	Material Name	Exemptions	Is UVCB?	Comments		
1																		
2	123456-7	TELowHal	TELowHal	1,3-Benzene dicarbonyl	1,3-Benzene dicarbonyl	114096-64-9	Material	900 PPM	All	Yes	30	50	Test-1					
3	123456-7	TELowHal	TELowHal	1,3-Butadiene, 2-methyl-	1,3-Butadiene, 2-methyl-	98441-16-5	Material	900 PPM	All	Yes								
4																		
5																		
6																		
7																		
8																		
9																		
10																		
11																		
12																		
13																		
14																		
15																		
16																		
17																		
18																		
19																		
20																		
21																		
22																		
23																		
24																		

Add row Delete row Toggle UOM Previous Validate and lock section Cancel

References:

Refer to [Section II\(B\)\(3\)](#) for detailed instructions on filling **Material Summary** Section.

— End of Section —

SECTION IV - COMPLETING A FULL MATERIAL DISCLOSURE (FMD) REQUEST FOR TE

This section outlines the guidelines for suppliers to complete **Full Material Disclosure (FMD) Request Through Direct Submission Via Email**

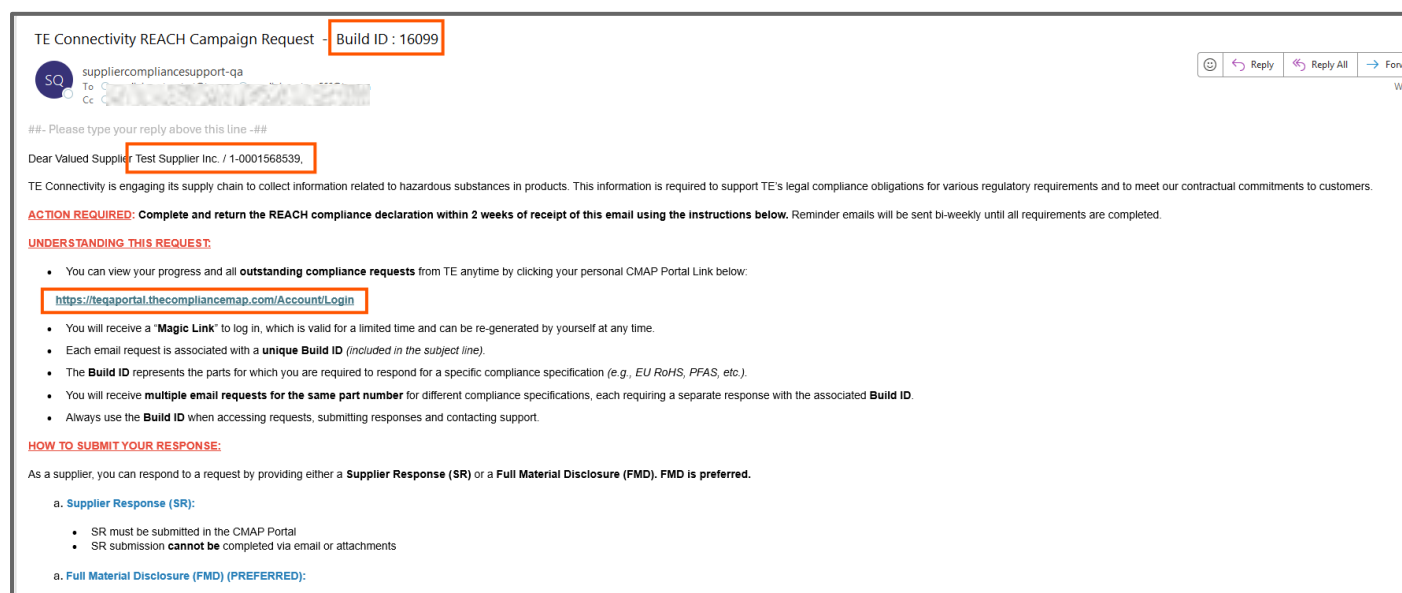
As a supplier,

1. You will receive Campaign email with

- Build ID
- Compliance Spec info
- CMAP Portal Link

Notes:

The portal link is not applicable for FMD submission in this case



TE Connectivity REACH Campaign Request - Build ID : 16099

suppliercompliancesupport-qa
To: [Redacted]
Cc: [Redacted]

##- Please type your reply above this line -##

Dear Valued Supplier: Test Supplier Inc. / 1-0001568539,

TE Connectivity is engaging its supply chain to collect information related to hazardous substances in products. This information is required to support TE's legal compliance obligations for various regulatory requirements and to meet our contractual commitments to customers.

ACTION REQUIRED: Complete and return the REACH compliance declaration within 2 weeks of receipt of this email using the instructions below. Reminder emails will be sent bi-weekly until all requirements are completed.

UNDERSTANDING THIS REQUEST:

- You can view your progress and all outstanding compliance requests from TE anytime by clicking your personal CMAP Portal Link below:
<https://teqportal.thecompliancemap.com/Account/Login>
- You will receive a "Magic Link" to log in, which is valid for a limited time and can be re-generated by yourself at any time.
- Each email request is associated with a unique Build ID (included in the subject line).
- The Build ID represents the parts for which you are required to respond for a specific compliance specification (e.g., EU RoHS, PFAS, etc.).
- You will receive multiple email requests for the same part number for different compliance specifications, each requiring a separate response with the associated Build ID.
- Always use the Build ID when accessing requests, submitting responses and contacting support.

HOW TO SUBMIT YOUR RESPONSE:

As a supplier, you can respond to a request by providing either a Supplier Response (SR) or a Full Material Disclosure (FMD). FMD is preferred.

a. **Supplier Response (SR):**

- SR must be submitted in the CMAP Portal
- SR submission cannot be completed via email or attachments

a. **Full Material Disclosure (FMD) (PREFERRED):**

2. Access the CMAP Portal through the campaign link by following the instructions in [Section II\(A\)](#). Once logged in, you will be able to view the part numbers included in your campaign.

TE Supplier Portal (QA/QX) / Work items

Filter menu Invite colleague Hide successful submissions

Item	Request Type	Data Required	Status	Detailed status	Requested date
19	50919452-4	Materials Compliance Portal Request	MDR	Waiting for response	2026-06-08 23:50:41
Open Request #16099 (1 records)					
20	509194054-4	Materials Compliance Portal Request	TELowHal	Waiting for response	2026-06-08 23:46:44
21	509194064-4	Materials Compliance Portal Request	TELowHal	Waiting for response	2026-06-08 23:46:44
22	509194074-4	Materials Compliance Portal Request	TELowHal	Waiting for response	2026-06-08 23:46:44
23	50919453-4	Materials Compliance Portal Request	TELowHal	Waiting for response	2026-06-08 23:46:44
24	50919455-4	Materials Compliance Portal Request	TELowHal	Waiting for response	2026-06-08 23:46:44
25	50919461-4	Materials Compliance Portal Request	TELowHal	Waiting for response	2026-06-08 23:46:44
26	50919462-4	Materials Compliance Portal Request	TELowHal	Waiting for response	2026-06-08 23:46:44
27	50919463-4	Materials Compliance Portal Request	TELowHal	Waiting for response	2026-06-08 23:46:44
28	50919465-4	Materials Compliance Portal Request	TELowHal	Waiting for response	2026-06-08 23:46:44
29	50919471-4	Materials Compliance Portal Request	TELowHal	Waiting for response	2026-06-08 23:46:44
30	50919472-4	Materials Compliance Portal Request	TELowHal	Waiting for response	2026-06-08 23:46:44
31	50919473-4	Materials Compliance Portal Request	TELowHal	Waiting for response	2026-06-08 23:46:44
32	50919475-4	Materials Compliance Portal Request	TELowHal	Waiting for response	2026-06-08 23:46:44
Open Request #17406 (13 records)					
33	509194054-4	Materials Compliance Portal Request	TEBanned	Waiting for response	2026-06-08 23:46:32
34	509194064-4	Materials Compliance Portal Request	TEBanned	Waiting for response	2026-06-08 23:46:32
35	509194074-4	Materials Compliance Portal Request	TEBanned	Waiting for response	2026-06-08 23:46:32
36	50919453-4	Materials Compliance Portal Request	TEBanned	Waiting for response	2026-06-08 23:46:32
37	50919455-4	Materials Compliance Portal Request	TEBanned	Waiting for response	2026-06-08 23:46:32

3. Reply the campaign email with IPC 1752A XMLs attached of the respective part numbers.

To:

Cc:

Bcc:

Subject: RE: TE Connectivity REACH Campaign Request - Build ID : 16099

Hello TE,

Attached the declarations for requested part numbers.

Regards,

From: suppliercompliancesupport-qa <suppliercompliancesupport-qa@te.com>
Sent: Wednesday, June 10, 2026 9:11 PM
To: [Redacted]
Cc: [Redacted]
Subject: TE Connectivity REACH Campaign Request - Build ID : 16099

##- Please type your reply above this line -##

Dear Valued Supplier Test Supplier Inc. / 1-0001568539,

TE Connectivity is engaging its supply chain to collect information related to hazardous substances customers.

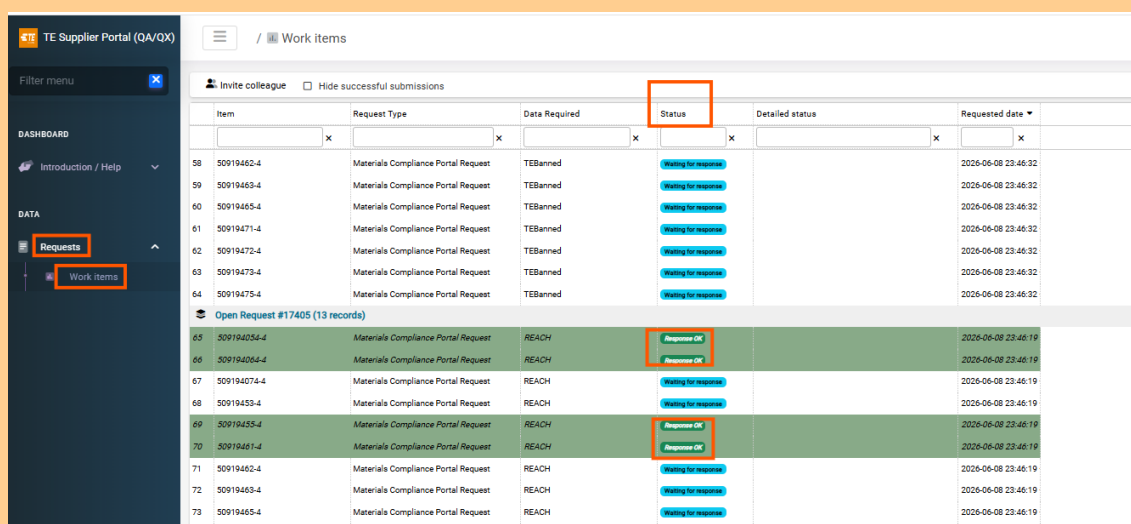
Notes:

- i. Only FMD in IPC 1752A xml format is acceptable for TE.
- ii. Free Material Declaration Tools are publicly available for FMD generation and can be used to generate, edit and upload IPC-1752A data files to assist you with the submission process.
- ii. If any corrections in previous submissions, suppliers can re-submit on same email thread.
- iii. Suppliers must ensure that submissions are sent via the email thread that contains the corresponding Build ID.



If FMDs are available for only some Parts out of all campaigned part numbers:

- i. When suppliers are requested to provide declarations for multiple parts, a separate FMD file must be submitted for each part number.
- ii. If FMD XML files are available for only some of the requested parts, suppliers may submit those files first and provide the remaining FMD files later by replying to the same email thread.
- iii. After submitting the FMD in IPC 1752A XML format, the part status in the CMAP Portal will change to 'Response OK' (as shown below). As a supplier, once you submit the FMD in IPC 1752A xml files, on CMAP Portal as shown in below image for reference.



Item	Request Type	Data Required	Status	Detailed status	Requested date
58	Materials Compliance Portal Request	TEBanned	Waiting for response		2026-06-08 23:46:32
59	Materials Compliance Portal Request	TEBanned	Waiting for response		2026-06-08 23:46:32
60	Materials Compliance Portal Request	TEBanned	Waiting for response		2026-06-08 23:46:32
61	Materials Compliance Portal Request	TEBanned	Waiting for response		2026-06-08 23:46:32
62	Materials Compliance Portal Request	TEBanned	Waiting for response		2026-06-08 23:46:32
63	Materials Compliance Portal Request	TEBanned	Waiting for response		2026-06-08 23:46:32
64	Materials Compliance Portal Request	TEBanned	Waiting for response		2026-06-08 23:46:32
Open Request #17405 (13 records)					
65	Materials Compliance Portal Request	REACH	Response OK		2026-06-08 23:46:19
66	Materials Compliance Portal Request	REACH	Response OK		2026-06-08 23:46:19
67	Materials Compliance Portal Request	REACH	Waiting for response		2026-06-08 23:46:19
68	Materials Compliance Portal Request	REACH	Waiting for response		2026-06-08 23:46:19
69	Materials Compliance Portal Request	REACH	Response OK		2026-06-08 23:46:19
70	Materials Compliance Portal Request	REACH	Response OK		2026-06-08 23:46:19
71	Materials Compliance Portal Request	REACH	Waiting for response		2026-06-08 23:46:19
72	Materials Compliance Portal Request	REACH	Waiting for response		2026-06-08 23:46:19
73	Materials Compliance Portal Request	REACH	Waiting for response		2026-06-08 23:46:19

All other parts will remain Open until their SR/FMD (in IPC 1752A XML format) is submitted..

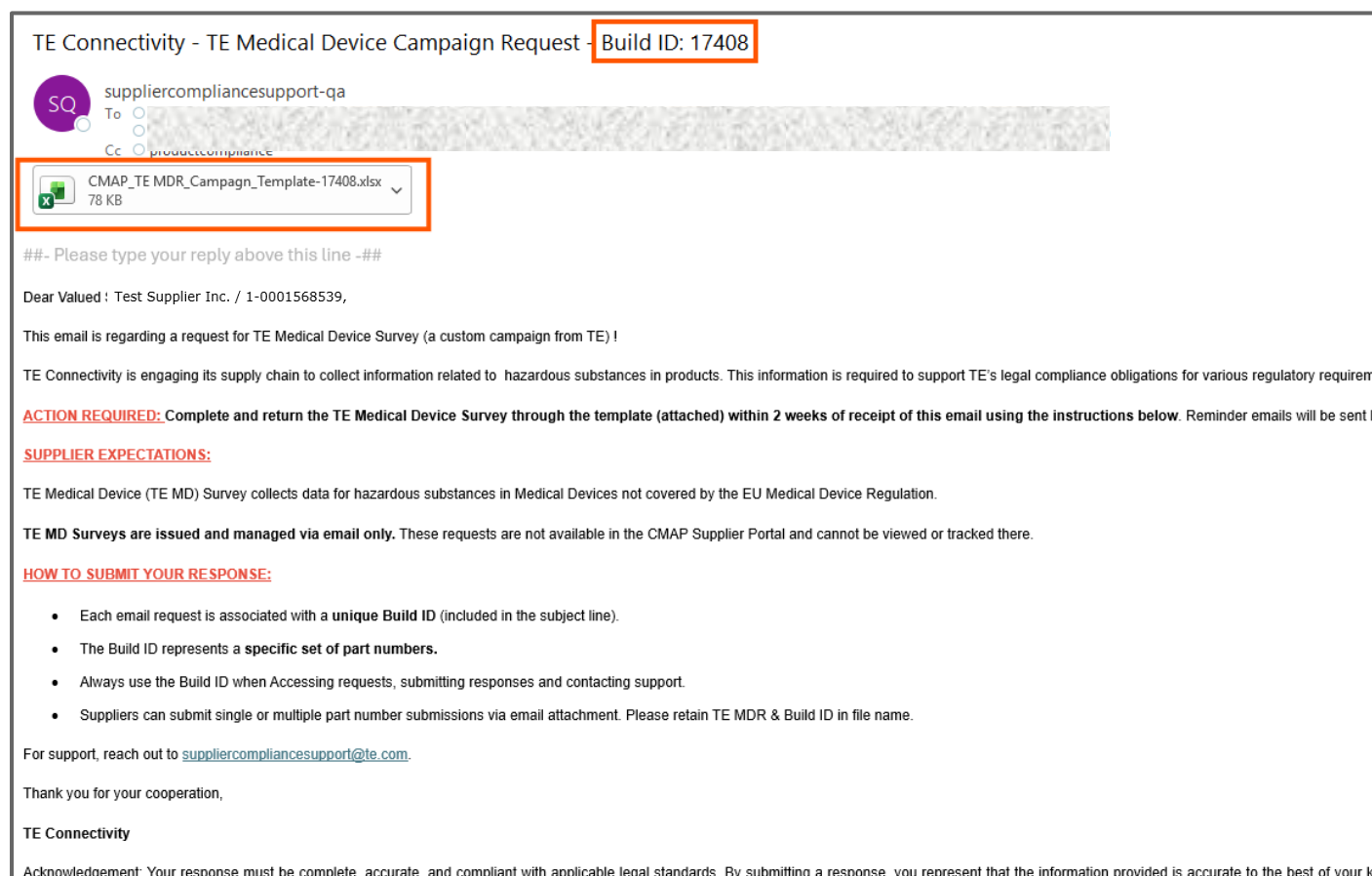
— End of Section —

SECTION V - COMPLETING TE MEDICAL DEVICE REQUEST

This section outlines the guidelines for submitting TE Medical Device Request to TE.

As a supplier,

1. You will receive Campaign email with
 - Build ID
 - TE Medical Device Template
 - Requested Part Numbers in Template



TE Connectivity - TE Medical Device Campaign Request - Build ID: 17408

suppliercompliancesupport-qa

To: [Redacted]

Cc: productcompliance

CMAP_TE MDR_Campagn_Template-17408.xlsx
78 KB

##- Please type your reply above this line -##

Dear Valued : Test Supplier Inc. / 1-0001568539,

This email is regarding a request for TE Medical Device Survey (a custom campaign from TE) !

TE Connectivity is engaging its supply chain to collect information related to hazardous substances in products. This information is required to support TE's legal compliance obligations for various regulatory requirements.

ACTION REQUIRED: Complete and return the TE Medical Device Survey through the template (attached) within 2 weeks of receipt of this email using the instructions below. Reminder emails will be sent to you.

SUPPLIER EXPECTATIONS:

TE Medical Device (TE MD) Survey collects data for hazardous substances in Medical Devices not covered by the EU Medical Device Regulation.

TE MD Surveys are issued and managed via email only. These requests are not available in the CMAP Supplier Portal and cannot be viewed or tracked there.

HOW TO SUBMIT YOUR RESPONSE:

- Each email request is associated with a **unique Build ID** (included in the subject line).
- The Build ID represents a **specific set of part numbers**.
- Always use the Build ID when Accessing requests, submitting responses and contacting support.
- Suppliers can submit single or multiple part number submissions via email attachment. Please retain TE MDR & Build ID in file name.

For support, reach out to suppliercompliancesupport@te.com.

Thank you for your cooperation,

TE Connectivity

Acknowledgement: Your response must be complete, accurate, and compliant with applicable legal standards. By submitting a response, you represent that the information provided is accurate to the best of your knowledge.

2. Place the TE Medical Device template into your local folder.

Name	Date modified	Type	Size
Today			
CMAP_TE MDR_Campagn_Template-17408	6/11/2026 12:11 PM	Microsoft Excel W...	79 KB

3. Open the **TE Medical Device Template** → Navigate to **Supplier Cover & Instructions** tab.

Instructions

Introduction

This questionnaire is a TE Connectivity custom compliance template designed specifically to support medical device applications. It is used to collect detailed material, substance, and regulatory information from suppliers to ensure that parts and materials supplied to TE meet applicable medical device regulatory, safety, and patient-use requirements.

This template has been configured with guided questions, dropdown selections, validation rules, and completeness checks to help suppliers provide accurate and complete information efficiently. Please follow the instructions in each tab carefully and complete all required fields to avoid delays or rework. If a question does not apply, answer it accordingly using the provided options. If additional clarification is required, supporting documentation may be requested.

1. General Rules (Important)

- Do not add, delete, or rename sheets or columns.
- Only enter data in cells intended for supplier input.
- Use dropdown selections wherever available (Yes/No, lists, part numbers).
- Do not overwrite formulas (especially in Status or Row Status columns).
- Complete the template one part number at a time.
- **Keep 'TE MDR' in the file name while you submit the completed declaration to TE**

2. Step-by-Step Completion Guide

Step 1: Parts Tab

1. Go to the Parts tab.
2. Pick all Part Numbers that you are responding for and list them in column 'A'.
3. Use these same part numbers consistently in other tabs.

Step 2: Questionnaire Tab

1. Answer all questions in the Response column using dropdowns.
2. If the Required? column shows:
 - "Response required" → You must select Yes or No.
 - "Details required" → You must enter information in the Details column.

Supplier Cover & Instructions | Product List | Questionnaire | Phthalates_Select | Color_Additives | Attachments | Declaration

4. Navigate to **Products** tab to find the list of campaigned part numbers.

BuildId	Part Number (required)	Part Description (optional)
17408	50919475-4	
17408	509194074-4	
17408	50919473-4	
17408	50919472-4	
17408	50919471-4	
17408	50919465-4	
17408	509194064-4	
17408	50919462-4	
17408	50919463-4	
17408	50919461-4	
17408	50919455-4	
17408	509194054-4	
17408	50919453-4	
17408	50919452-4	
17408	50919451-4	

Supplier Cover & Instructions | **Product List** | Questionnaire | Phthalates_Select | Color_Additives | Attachments | Declaration

- Follow the instructions provided to fill the template and complete it successfully (ensure the submission readiness on **'Completeness Check'** tab).

Submission Readiness			
Section	Open	Missing Items	Info Note: How missing is counted
Questionnaire	Open	0	Count of rows where Status starts with "MISSING"
Phthalates_Select	Open	0	Rows where Part Number is filled but CAS is blank
Color_Additives	Open	0	Count of rows where Status starts with "MISSING"
Attachments	Open	0	Rows where Part Number is filled but "Provided?" is not Yes
Declaration	Open	0	Count of fields where Status starts with "MISSING"
Total missing items		0	
Status	READY TO SUBMIT		

- Reply to the campaign email with the completed template form attached.

To

Cc

Bcc

Subject RE: TE Connectivity - TE Medical Device Campaign Request - Build ID: 17408

CMAP_TE MDR_Campagn_Template-17408.xlsx
78 KB

Hello TE,

Attached the completed declaration.

Regards,

From: suppliercompliancesupport-qa <suppliercompliancesupport-qa@te.com>
Sent: Thursday, June 11, 2026 12:11 PM
To: nikk
Cc: [redacted]
Subject: TE Connectivity - TE Medical Device Campaign Request - Build ID: 17408

##- Please type your reply above this line -##

Dear Valued **Test Supplier Inc.** | 1-0001568539

This email is regarding a request for TE Medical Device Survey (a custom campaign from TE)!

TE Connectivity is engaging its supply chain to collect information related to hazardous substances in products. This information is required to support TE's legal c

ACTION REQUIRED: Complete and return the TE Medical Device Survey through the template (attached) within 2 weeks of receipt of this email using th

SUPPLIER EXPECTATIONS:

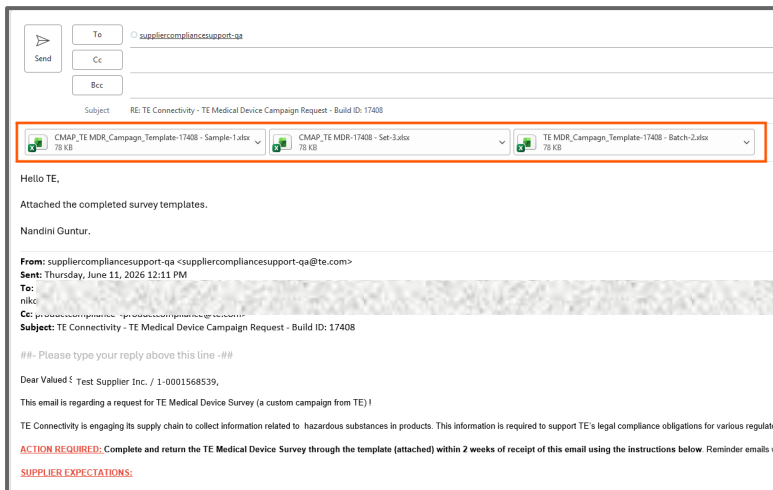
TE Medical Device (TE MD) Survey collects data for hazardous substances in Medical Devices not covered by the EU Medical Device Regulation



Submitting Multiple Templates:

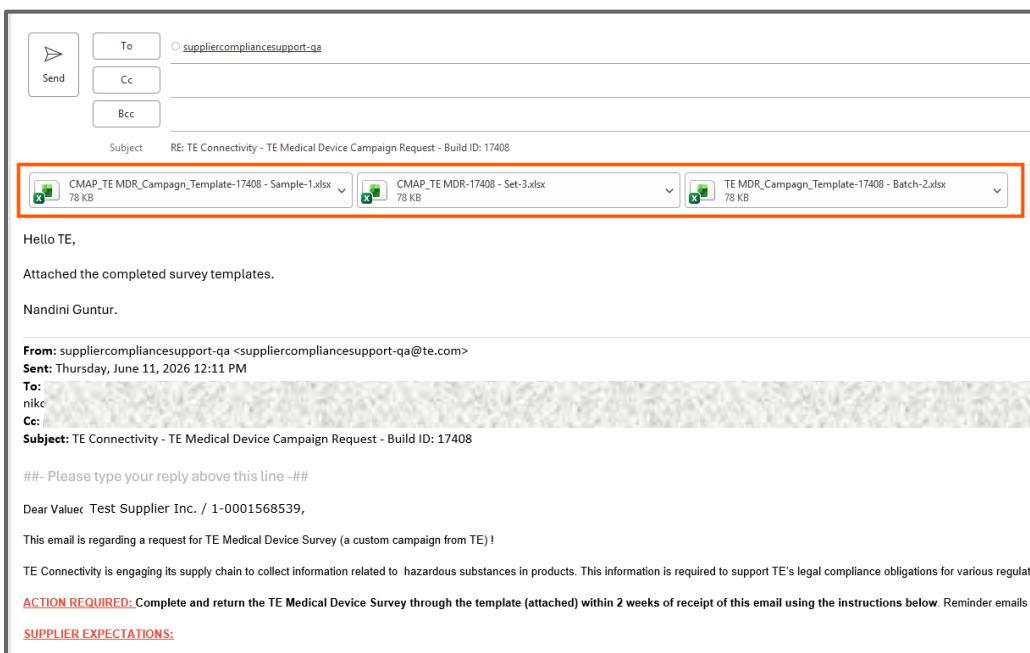
If suppliers are required to submit multiple declarations for different part numbers with varying compliance statuses:

1. Create separate templates for each compliance status or group of parts.
 2. Complete steps #1 to # 5 outlined in this section.
 3. Respond to the email by attaching all required declarations as separate attachments.
- Refer to the following image.



Note:

1. Submit documents only under the email with **Build ID** corresponding to the relevant Part Number and Compliance Specification.
2. Please retain '**TE MDR**' & **Build ID** in file name while submitting the documents. This helps TE to track the templates.



— End of Section —

SECTION VI - COMPLETING CMRT / EMRT REQUESTS TO TE

This section outlines the guidelines for suppliers to complete Conflict Mineral Reporting Template (CMRT) / Extended Mineral Reporting Template (EMRT) requests for parts in two **sub-sections (A) & (B)** as below.


- A. Completing CMRT Request
- B. Completing EMRT Request


SECTION VI (A) – COMPLETING CONFLICT MINERAL REPORTING TEMPLATE (CMRT) REQUEST

As a supplier,

1. You will receive Campaign email from minedminerals-prod@te.com with
 - Build ID
 - Conflict Mineral Reporting Template attachment
 - Requested Part Numbers in Template

TE Connectivity - Conflict Mineral Reporting Template (CMRT) Campaign Request - Build id : 15258

 MinedMinerals-QA
To [redacted]

 RMI CMRT 15258.xlsx
1 MB

##- Please type your reply above this line -##

Dear Valued Supplier Test Supplier Inc. / 1-0001568539,

This email is regarding a request for Conflict Mineral Reporting Template (CMRT) !

TE Connectivity is engaging its supply chain to collect information related to hazardous substances in products. This information is required to support TE's legal compliance obligations for various regulatory require

Per the TE Policy [TE Responsible Minerals and Materials Policy \(TEC-01-56\)](#), TE expects its suppliers to source from conformant or active smelters or refiners that have been validated through third party accredited smelters from your supply chain. Additionally, be cognizant of using an older CMRT that may no longer be valid as those smelters may no longer be in operation or conformant.

ACTION REQUIRED: Complete and return the CMRT Survey template through the template (attached) within 2 weeks of receipt of this email using the instructions below. Reminder emails will be sent bi

SUPPLIER EXPECTATIONS:


CMRT collects data for Responsible Mineral Sourcing .

CMRT Templates are issued and managed via email only. These requests are not available in the CMAP Supplier Portal and cannot be viewed or tracked there.

HOW TO SUBMIT YOUR RESPONSE:


- Each email request is associated with a **unique Build ID** (included in the subject line).
- The Build ID represents a **specific set of part numbers**.
- Always use the Build ID when Accessing requests, submitting responses and contacting support.
- Suppliers can submit single or multiple part number submissions via email attachment. Please retain Build ID in file name.

2. Place the CMRT template into your local folder.

Name	Date modified	Type
▼ Today		
 RMI CMRT 15258	6/11/2026 12:45 PM	Microsoft Excel W...

Required Fields	Answer provided	Notes	Required fields remaining to be completed 0 Hyperlink to source
Company Name (*):	Test supplier INC	Complete	
Declaration Scope or Class (*):	B. Product (or List of Products)	Complete	
Go to Product List tab to enter products this declarat		Complete	
Contact Name (*):	Test supplier INC	Complete	
Email - Contact (*):	supplieremail@testsupplier.com	Complete	
Phone - Contact (*):	123456789	Complete	
Authorizer (*):	Test supplier INC	Complete	
Email - Authorizer (*):	supplieremail@testsupplier.com	Complete	
Effective Date (*):	25-Feb-2026	Complete	
1) Is any 3TG intentionally added or used in the product(s) or in the production process? (*)			
Tantalum (*)	Yes	Complete	
Tin (*)	Yes	Complete	

5. Reply to the campaign email with the completed template form attached.




Send

To MinedMinerals-QA

Cc

Bcc

Subject RE: TE Connectivity - Conflict Mineral Reporting Template (CMRT) Campaign Request - Build id : 15258



RMI CMRT 15258 - Sample-1 & Sample-2.xlsx
1 MB

Hello,

Attached the completed survey template.

Regards,

From: MinedMinerals-QA <minedminerals-qa@te.com>
Sent: Thursday, June 11, 2026 12:45 PM
To: [redacted]
Subject: TE Connectivity - Conflict Mineral Reporting Template (CMRT) Campaign Request - Build id : 15258

##- Please type your reply above this line -##

Dear Valued Supplier Test Supplier Inc. / 1-0001568539,

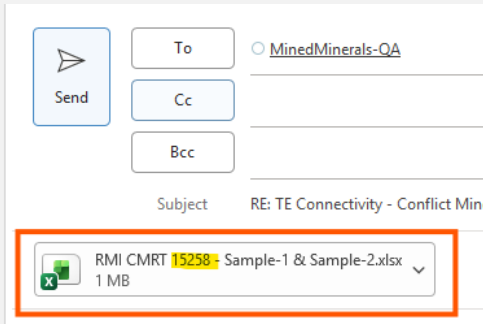
This email is regarding a request for Conflict Mineral Reporting Template (CMRT) !

TE Connectivity is engaging its supply chain to collect information related to hazardous substances in products. This information is required to support TE

Per the TE Policy [TE Responsible Minerals and Materials Policy \(TEC-01-56\)](#), TE expects its suppliers to source from conformant or active smelters or ref

Note:

1. Please ensure that the Build ID remains included in the template title submitted to TE (Additional text may be added to the template title as needed).



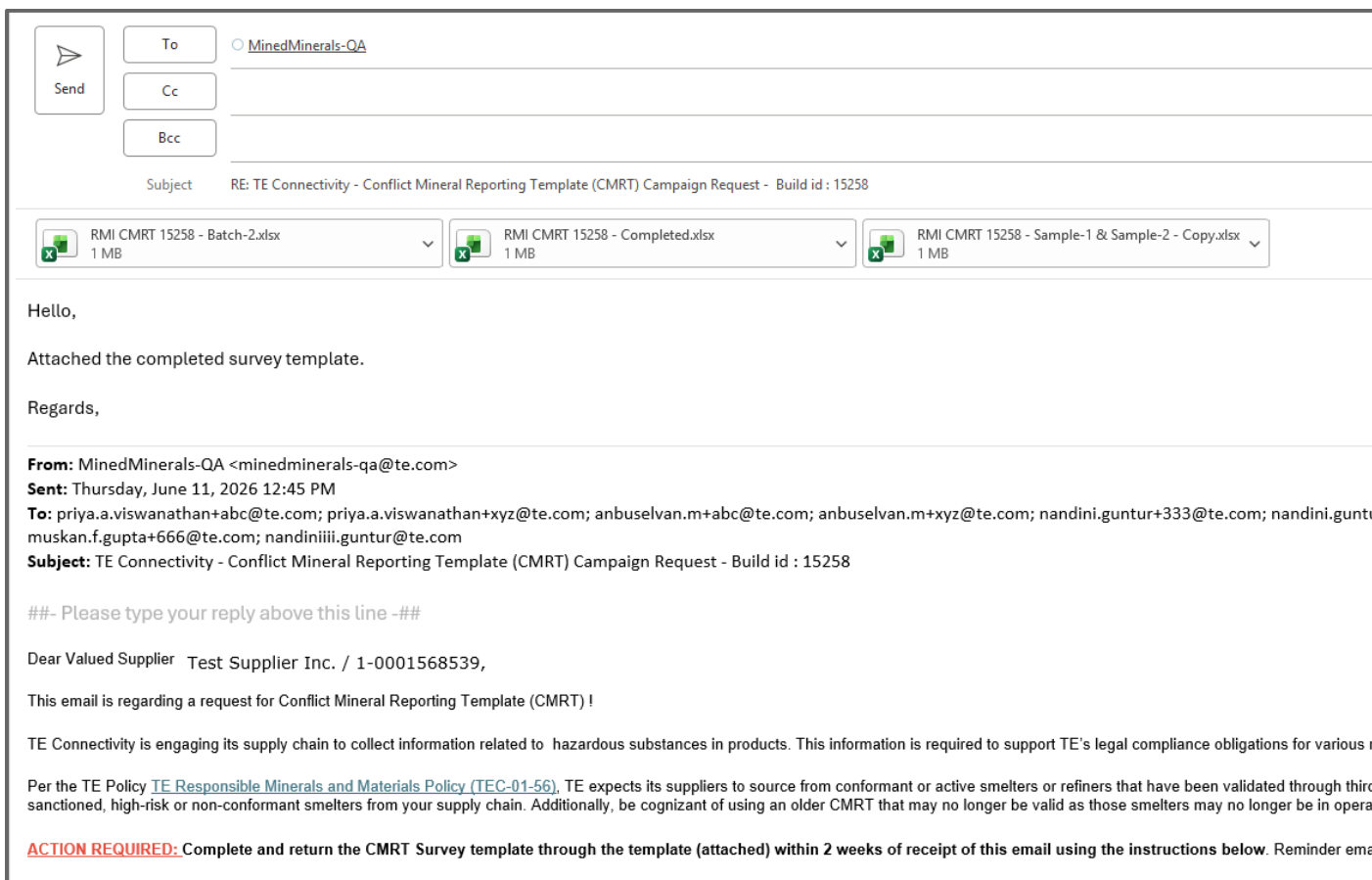
2. Ensure that templates are submitted only under their corresponding Build ID and not under any other Build ID.



Submitting Multiple Templates:

If suppliers are required to submit multiple declarations for different part numbers with varying compliance statuses:

1. Complete steps #1 to # 4 outlined in this section.
2. Respond to the email by attaching all required declarations as separate attachments. Refer to the image below.



SECTION VI (B) – COMPLETING EXTENDED MINERAL REPORTING TEMPLATE (EMRT) REQUEST

As a supplier,

1. You will receive Campaign email from minedminerals-prod@te.com with
 - Build ID
 - Extended Mineral Reporting Template attachment
 - Requested Part Numbers in template

TE Connectivity - Extended Mineral Reporting Template (EMRT) Campaign Request - Build id : 15305

MinedMinerals-QA
To

RMI EMRT 15305.xlsx
1 MB

##- Please type your reply above this line -##

Dear Valued Supplier Test Supplier Inc. / 1-0001568539, ,

This email is regarding a request for Extended Mineral Reporting Template (EMRT) !

TE Connectivity is engaging its supply chain to collect information related to hazardous substances in products. This information is required to support TE's legal compliance obligations for various regulatory requirements.

Per the TE Policy [TE Responsible Minerals and Materials Policy \(TEC-01-56\)](#), TE expects its suppliers to source from conformant or active smelters or refiners that have been validated through third party accredited chain. Additionally, be cognizant of using an older CMRT that may no longer be valid as those smelters may no longer be in operation or conformant.

ACTION REQUIRED: Complete and return the CMRT Survey template through the template (attached) within 2 weeks of receipt of this email using the instructions below. Reminder emails will be sent if needed.

SUPPLIER EXPECTATIONS:

- EMRT collects data for Responsible Mineral Sourcing .
- EMRT Templates are issued and managed via email only. These requests are not available in the CMAP Supplier Portal and cannot be viewed or tracked there.

HOW TO SUBMIT YOUR RESPONSE:

- Each email request is associated with a **unique Build ID** (included in the subject line).
- The Build ID represents a **specific set of part numbers**.
- Always use the Build ID when Accessing requests, submitting responses and contacting support.
- Suppliers can submit single or multiple part number submissions via email attachment. Please retain Build ID in file name.

2. Place the EMRT template into your local folder.

Name	Date modified	Type	Size
Today			
RMI EMRT 15305	6/11/2026 1:37 PM	Microsoft Excel W...	1,391 KB

ed before submitting to your customers review form for any line items highlighted in red

Required fields remaining to be completed
0

Answer provided	Notes	Hyperlink to source
	Complete	
ny	Complete	
	Complete	
	Complete	
untur	Complete	
untur+abc@te.com	Complete	
79	Complete	
untur	Complete	
untur+abc@te.com	Complete	
026	Complete	
	Complete	
	Complete	

Smelter List **Checker** Mine List Product List Smelter Look-up

5. Reply to the campaign email with the completed template form attached.

Send

To

MinedMinerals-QA

Cc

Bcc

Subject RE: TE Connectivity - Extended Mineral Reporting Template (EMRT) Campaign Request - Build id : 15305

RMI EMRT 15305 - Completed.xlsx
1 MB

Hello TE,

Attached the completed form.

Regards,

From: MinedMinerals-QA minedminerals-qa@te.com
Sent: Thursday, June 11, 2026 12:59 PM
To: mu:
Subject: TE Connectivity - Extended Mineral Reporting Template (EMRT) Campaign Request - Build id : 15305

##- Please type your reply above this line -##

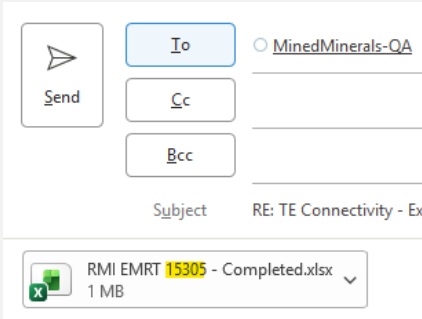
Dear Valued Supplier Royal E Test Supplier Inc. / 1-0001568539,

This email is regarding a request for Extended Mineral Reporting Template (EMRT) !

TE Connectivity is engaging its supply chain to collect information related to hazardous substances in products. This information is require

Note:

1. Please ensure that the Build ID remains included in the template title submitted to TE (additional text may be added to the template title as needed).



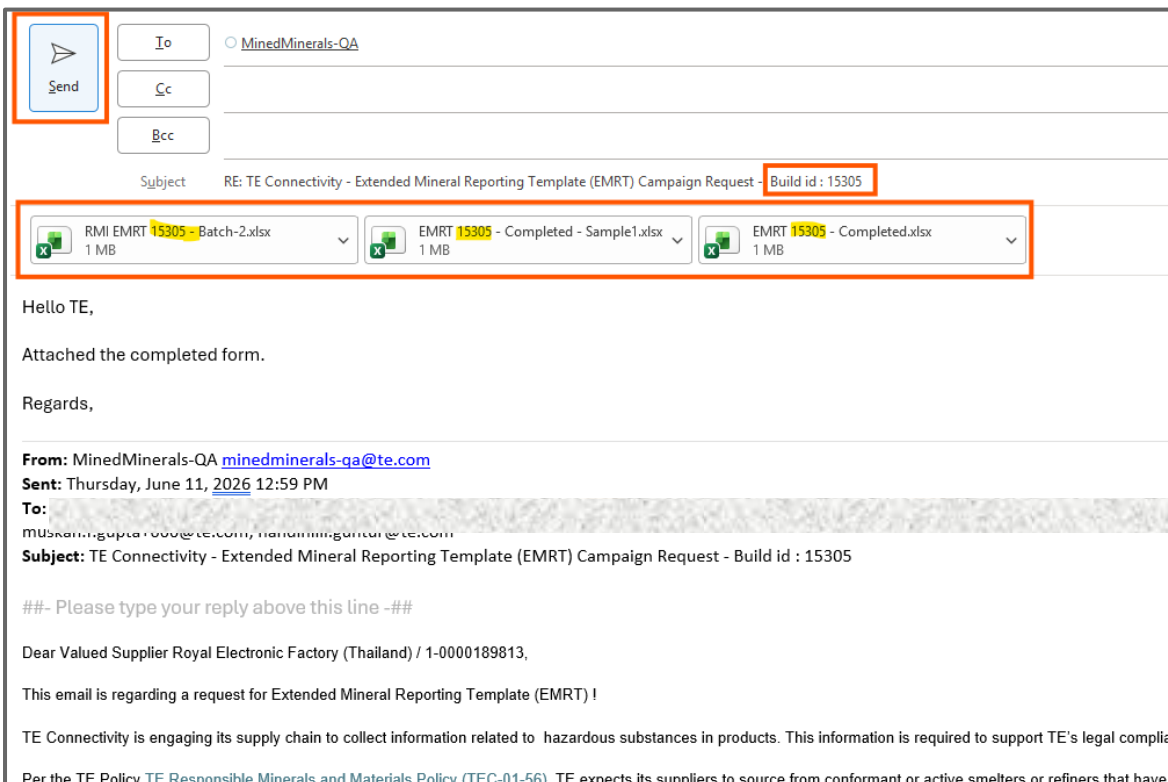
2. Ensure that templates are submitted only under their corresponding Build ID and not under any other Build ID.



Submitting Multiple Templates:

If suppliers are required to submit multiple declarations for different part numbers with varying compliance statuses:

1. Complete steps #1 to # 4 outlined in this section.
2. Respond to the email by attaching all required declarations as separate attachments. Refer to the image below.



— End of Section —

SECTION VII - SUPPORTING / EVIDENCE DOCUMENT SUBMISSION TO TE

Note:

Supporting documents (e.g., test reports, CoCs) are not required unless specifically requested by TE. If requested, submit via email replying on respective Build ID to which the part(s) belong. Submission of supporting documents alone WILL NOT fulfill a request. Suppliers must provide the required SR or FMD to close it.

This section guides you on submitting supporting / evidence documents such as – Test reports, Certificates of Compliance, any other documents for Campaigns / Various Compliance specifications through **THREE** sub-sections A, B & C.

- A.** Document Submission for - EU RoHS, EU REACH, PFAS, Prop 65, EU Medical Device Regulation, TE Low Halogen, TE Banned & Targeted Substance Campaigns.
- B.** Document Submission for - TE Medical Device Campaigns
- C.** Document Submission for – CMRT / EMRT Campaigns

SECTION VII (A) - DOCUMENT SUBMISSION FOR EU RoHS, EU REACH, PFAS, Prop 65, EU MEDICAL DEVICE REGULATION, TE LOW HALOGEN, TE BANNED & TARGETED SUBSTANCE CAMPAIGNS

This Section Guides suppliers to submit supporting / evidence documents for below Compliance Specifications which are direct submissions via CMAP Campaign portal.

- **EU RoHS**
- **EU REACH SVHC**
- **REACH ARTICLE 67**
- **PFAS**
- **CA PROPOSITION 65**
- **PFAS**
- **EU MEDICAL DEVICE REGULATION**
- **TE BANNED & TARGETED SUBSTANCE**
- **TE LOW HALOGEN**

Note:

1. Suppliers receive campaign email specific to **Compliance Spec** with **Unique Build ID**.
2. **Example of File name: Build ID XXXXX_Support Doc_Low Halogen_Test.docx** where **XXXXX – Build ID Number**.

TE Connectivity REACH Campaign Request - Build ID : 16099

suppliercompliancesupport-qa
To
Cc

##- Please type your reply above this line -##

Dear Valued Supplier Test Supplier Inc. / 1-0001568539,

TE Connectivity is engaging its supply chain to collect information related to hazardous substances in products. This information is required to support TE's legal compliance obligations for various regulatory requirements and to meet our contractual commitments.

ACTION REQUIRED: Complete and return the REACH compliance declaration within 2 weeks of receipt of this email using the instructions below. Reminder emails will be sent bi-weekly until all requirements are completed.

UNDERSTANDING THIS REQUEST:

- You can view your progress and all **outstanding compliance requests** from TE anytime by clicking your personal CMAP Portal Link below:
<https://teqportal.thecompliancemap.com/Account/Login>
- You will receive a **"Magic Link"** to log in, which is valid for a limited time and can be re-generated by yourself at any time.
- Each email request is associated with a **unique Build ID** (included in the subject line).
- The **Build ID** represents the parts for which you are required to respond for a specific compliance specification (e.g., EU RoHS, PFAS, etc.).
- You will receive **multiple email requests for the same part number** for different compliance specifications, each requiring a separate response with the associated **Build ID**.
- Always use the **Build ID** when accessing requests, submitting responses and contacting support.

HOW TO SUBMIT YOUR RESPONSE:

As a supplier, you can respond to a request by providing either a **Supplier Response (SR)** or a **Full Material Disclosure (FMD)**. **FMD is preferred.**

a. **Supplier Response (SR):**

- SR must be submitted in the CMAP Portal
- SR submission **cannot be** completed via email or attachments

a. **Full Material Disclosure (FMD) (PREFERRED):**

Suppliers may send FMD as attachment via email following instructions in the supplier manual.

Sample Campaign
Email- REACH

1. Suppliers are required to reply to the email with evidence / supporting document(s) attached.

Send

To:

Cc:

Bcc:

Subject: RE: TE Connectivity REACH Campaign Request - Build ID : 16099

Compliance Statement - Build ID 16099 .pdf
160 KB

Certificate of compliance - Build ID 16099 .pdf
160 KB

SGS Test Report - Build ID 16099 .pdf
160 KB

Hello,

Attached the evidence documents for Sample-1, Sample-2 & Sample-3.

Regards,

From: suppliercompliancesupport-qa <suppliercompliancesupport-qa@te.com>
Sent: Thursday, June 11, 2026 1:10 PM
To: r
Cc: p
Subject: TE Connectivity REACH Campaign Request - Build ID : 16099

##- Please type your reply above this line -##

Dear Valued Supplier Test Supplier Inc. / 1-0001568539,

TE Connectivity is engaging its supply chain to collect information related to hazardous substances in products. This information is required to support customers

Note:

1. Submit documents only under the email with **Build ID** corresponding to the relevant Part Number and Compliance Specification.
2. Suppliers are recommended to retain the **Build ID** in the file names of evidence / supporting documents as shown above.
Example of File name: Build ID XXXXX_Support Doc_Low Halogen_Test.docx where XXXXX – Build ID Number.
3. If you're submitting an FMD via email to any of the above Compliance specs, you can attach the supporting documents along with FMDs.

SECTION VII (B) - DOCUMENT SUBMISSION FOR TE MEDICAL DEVICE SURVEY

This sub-section guides suppliers to submit supporting / evidence documents for TE Medical Device Compliance Spec (TE Custom Survey) which is NOT direct submission via CMAP Campaign portal.



Suppliers receive campaign email in specific to *Part number* and *Compliance Spec* with *Unique Build ID*.

TE Connectivity - TE Medical Device Campaign Request - **Build ID: 17408**

suppliercompliancesupport-qa

To: [redacted]
From: [redacted]

CMAP_TE MDR_Campagn_Template-17408.xlsx
78 KB

##- Please type your reply above this line -##

Dear Valued Test Supplier Inc. / 1-0001568539,

This email is regarding a request for TE Medical Device Survey (a custom campaign from TE)!

TE Connectivity is engaging its supply chain to collect information related to hazardous substances in products. This information is required to support TE's legal compliance obligations for various regulatory requirements.

ACTION REQUIRED: Complete and return the TE Medical Device Survey through the template (attached) within 2 weeks of receipt of this email using the instructions below. Reminder emails will be sent.

SUPPLIER EXPECTATIONS:

TE Medical Device (TE MD) Survey collects data for hazardous substances in Medical Devices not covered by the EU Medical Device Regulation.

TE MD Surveys are issued and managed via email only. These requests are not available in the CMAP Supplier Portal and cannot be viewed or tracked there.

HOW TO SUBMIT YOUR RESPONSE:

- Each email request is associated with a **unique Build ID** (included in the subject line).
- The Build ID represents a **specific set of part numbers**.
- Always use the Build ID when Accessing requests, submitting responses and contacting support.
- Suppliers can submit single or multiple part number submissions via email attachment. Please retain TE MDR & Build ID in file name.

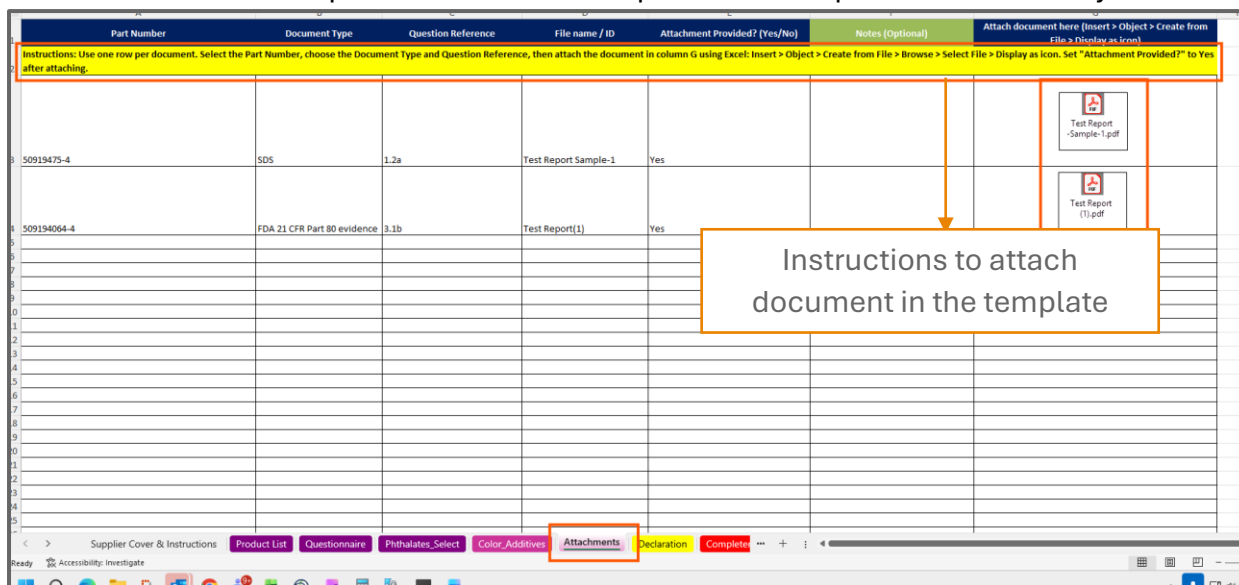
**Sample Campaign Email-
TE Medical Device**

1. Extract and place the template in your local drive.

Name	Date modified	Type	Size
Today			
CMAP_TE MDR_Campagn_Template-17408	6/11/2026 12:11 PM	Microsoft Excel W...	79 KB

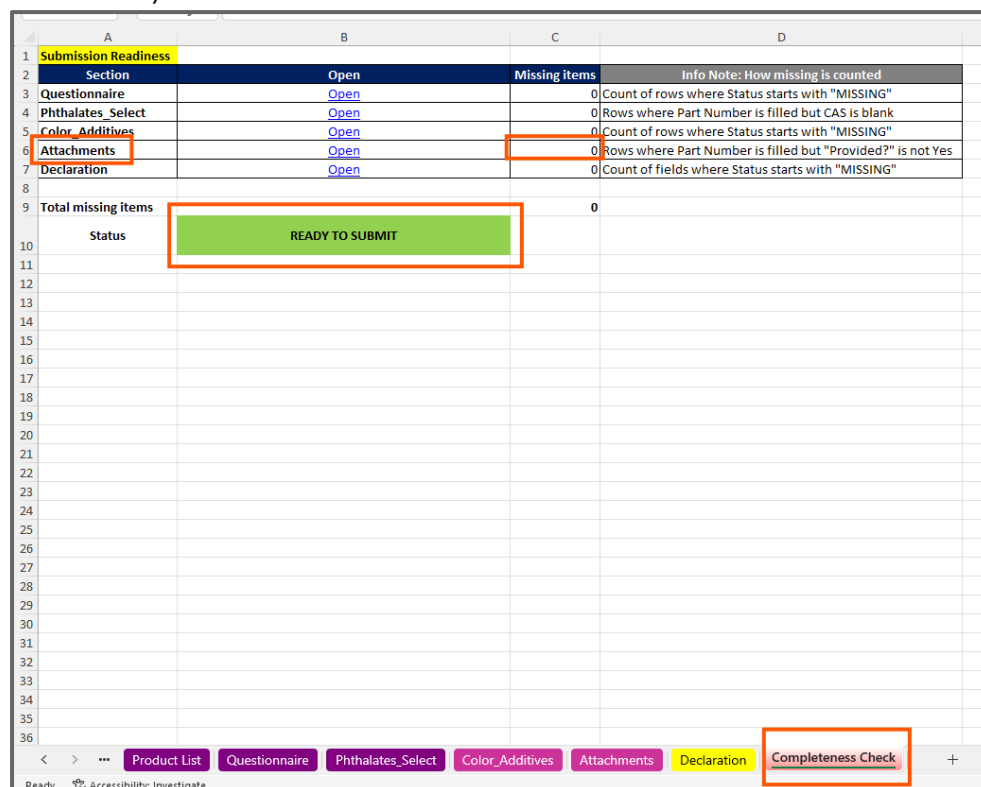
2. Open the TE Medical Device Template → Navigate to *Attachments* tab.

Follow the instructions provided to fill the template and complete it successfully.



3. Attach documents in *Column G* of '*Attachments*' tab.

(Ensure the submission readiness on '*Completeness Check*' tab before the declaration is submitted).



4. Reply to the campaign email with the completed template form attached.

▶ Send

To ○ suppliercompliancesupport-qa

Cc

Bcc

Subject RE: TE Connectivity - TE Medical Device Campaign Request - Build ID: 17408

x
CMAP_TE MDR_Campagn_Template-17408.xlsx
78 KB

Hello TE,

Attached the completed declaration.

Regards,

From: suppliercompliancesupport-qa <suppliercompliancesupport-qa@te.com>
Sent: Thursday, June 11, 2026 12:11 PM
To: niko
Cc: j
Subject: TE Connectivity - TE Medical Device Campaign Request - Build ID: 17408

##- Please type your reply above this line -##

Dear Valued Supplier Komax AG / 1-0000101622,

This email is regarding a request for TE Medical Device Survey (a custom campaign from TE)!

TE Connectivity is engaging its supply chain to collect information related to hazardous substances in products. This information is required to support TE's legal c

ACTION REQUIRED: Complete and return the TE Medical Device Survey through the template (attached) within 2 weeks of receipt of this email using th

SUPPLIER EXPECTATIONS:

TE Medical Device (TE MD) Survey collects data for hazardous substances in Medical Devices not covered by the EU Medical Device Regulation.

SECTION VII (C) - DOCUMENT SUBMISSION FOR CMRT / EMRT

Guides suppliers to submit supporting / evidence documents for below Compliance Specifications which are NOT direct submissions via CMAP Campaign portal.

- Conflict Mineral Reporting Template (CMRT)
- Extended Mineral Reporting Template (EMRT)



Suppliers receive individual campaign emails in specific to Part number and Compliance Spec with Unique Build ID for CMRT & EMRT.

TE Connectivity - Conflict Mineral Reporting Template (CMRT) Campaign Request - Build id : 15258

MinedMinerals-QA
To

RMI CMRT 15258.xlsx
1 MB

##- Please type your reply above this line -##

Dear Valued Supplier Test Supplier Inc. / 1-0001568539,

This email is regarding a request for Conflict Mineral Reporting Template (CMRT) !

TE Connectivity is engaging its supply chain to collect information related to hazardous substances in products. This information is required to support TE's legal compliance obligations for various products.

Per the TE Policy [TE Responsible Minerals and Materials Policy \(TEC-01-56\)](#), TE expects its suppliers to source from conformant or active smelters or refiners that have been validated through smelters from your supply chain. Additionally, be cognizant of using an older CMRT that may no longer be valid as those smelters may no longer be in operation or conformant.

ACTION REQUIRED: Complete and return the CMRT Survey template through the template (attached) within 2 weeks of receipt of this email using the instructions below. Remind


SUPPLIER EXPECTATIONS:

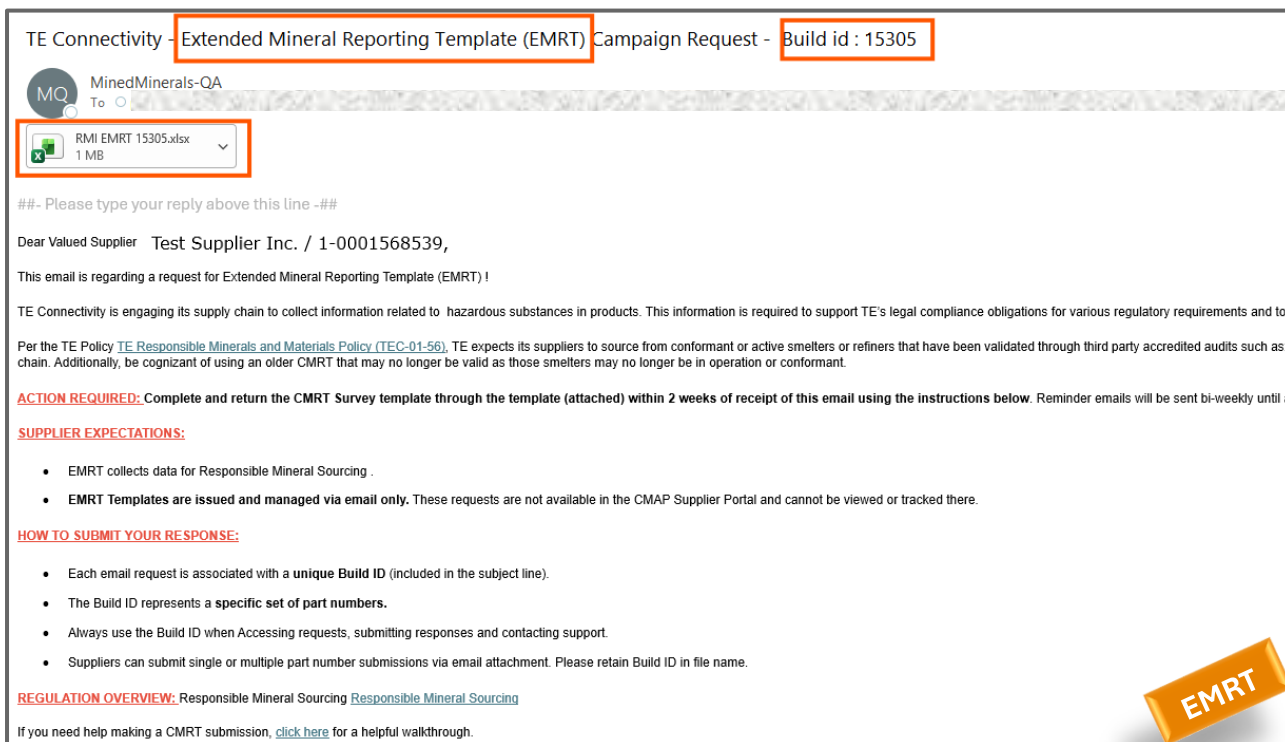
CMRT collects data for Responsible Mineral Sourcing .


CMRT Templates are issued and managed via email only. These requests are not available in the CMAP Supplier Portal and cannot be viewed or tracked there.

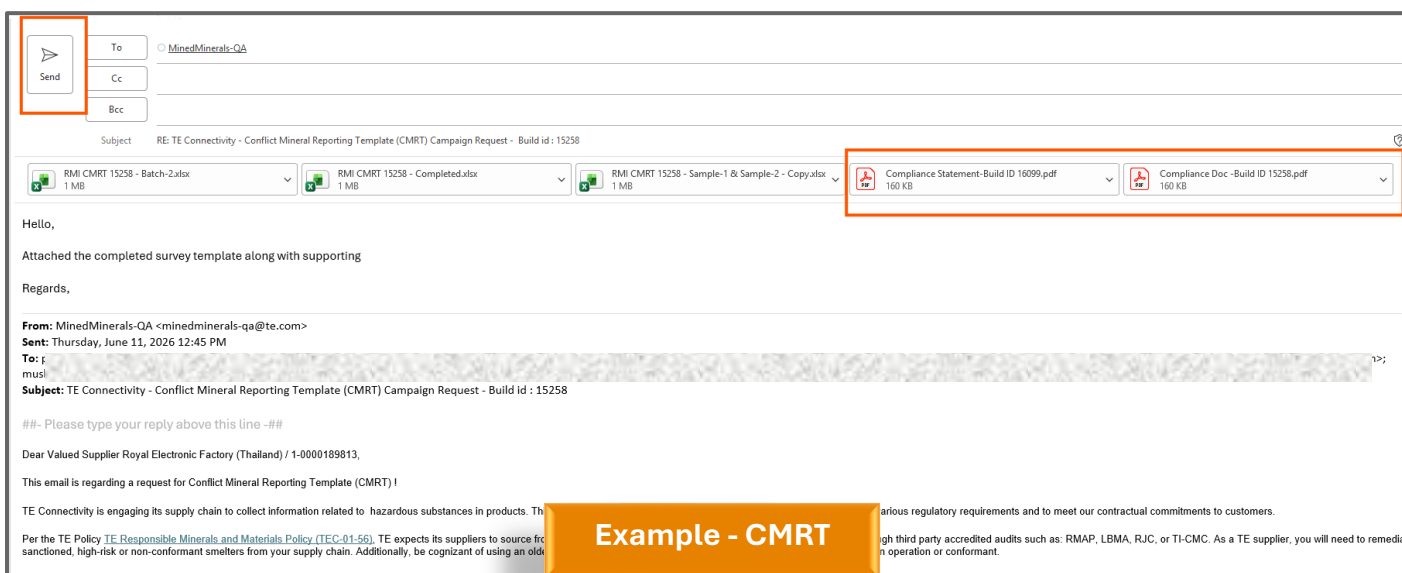
HOW TO SUBMIT YOUR RESPONSE:

- Each email request is associated with a **unique Build ID** (included in the subject line).
- The Build ID represents a **specific set of part numbers**.
- Always use the Build ID when Accessing requests, submitting responses and contacting support.





 Suppliers are required to reply to the email with evidence / supporting document(s) attached along with the templates on respective emails.



Send
To: MinedMinerals-QA
Cc:
Bcc:

Subject: RE: TE Connectivity - Extended Mineral Reporting Template (EMRT) Campaign Request - Build id : 15305

Compliance Statement-Build ID 15305.pdf 160 KB
Compliance Doc -Build ID 15305.pdf 160 KB
RMI EMRT 15305 - Batch-3.xlsx 1 MB
RMI EMRT 15305 - Sample-2.xlsx 1 MB
RMI EMRT 15305.xlsx 1 MB

Hello,

Attached the completed survey template along with supporting

Regards,

From: MinedMinerals-QA <minedminerals-qa@te.com>
Sent: Thursday, June 11, 2026 12:59 PM
To: | mus
Subject: TE Connectivity - Extended Mineral Reporting Template (EMRT) Campaign Request - Build id : 15305

##- Please type your reply above this line -##

Dear Valued Supplier Royal Electronic Factory (Thailand) / 1-0000189813,

This email is regarding a request for Extended Mineral Reporting Template (EMRT) |

TE Connectivity is engaging its supply chain to collect information related to hazardous substance compliance obligations for various regulatory requirements and to meet our contractual commitments to custom

Per the TE Policy [TE Responsible Minerals and Materials Policy \(TEC-01-56\)](#), TE expects its supp have been validated through third party accredited audits such as: RMAP. As a TE supplier, you will need to operation or conformant.

Example - EMRT

Note:

2. Submit documents only under the email with **Build ID** corresponding to the relevant Part Number and Compliance Specification.
3. Suppliers are recommended to retain the **Build ID** in the file names of evidence / supporting documents as shown above.


— End of Section —

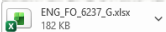
SECTION VIII - HANDLING TE CUSTOM FORM REQUESTS (TE 6237 / TE 5096 Forms)

This section outlines how suppliers can respond to requests using TE Custom Forms (TE 6237 / 5096) in certain specific scenarios. Suppliers may be required to submit specific information in TE-custom formats.

Use the guidelines below to correctly complete and submit these requests.

RE: Data Request In Custom Template - TEST SUPPLIER





"Dear Valued TE Supplier,

You are receiving this letter so that TE Connectivity can obtain your confirmation whether the products you sell to TE comply with certain substance restrictions and related legislative requirements. More information about the relevant Legislation and specific substances is available on the attached survey form.

We kindly request you to fill in the attached survey form for below part numbers.

TE PN	Part Description	PO number

If you have any further questions or require additional information on the above, please contact below.


The undersigned is an authorized representative of the Company"


Company name: **TE Connectivity**
 Department: **Product Compliance**
 Email Address: suppliercompliancesupport@te.com

Thanks & Regards,

Supplier received email with TE Form 6237

FW: Request for Environmental Compliance Data for products supplied to TE Connectivity





Hi Wacker Chemie AG

Good day!

I hope this email finds you well. We are reaching out to request your assistance in providing important environmental compliance information for the products you supply to TE Connectivity. As part of our commitment to environmental responsibility and regulatory compliance, **we kindly request your assistance in completing the TE Connectivity Form 5096.**

This form is essential for maintaining accurate records of material declarations and ensuring compliance with the following environmental regulations.

- EU REACH (updated last February 4, 2026)**
- EU RoHS**
- Low Halogen Content**
- California Prop 65**
- PFAS**

Please fill out completely and accurately the attached TE form 5096 for the following TEPN/s:

TEPN	Part Description
2559593-1	POTTING MATERIAL, SEMICOSIL 924 CR

To assist you in this process, please note the following:

- In the TE form 5096, instructions are included. You would also find the 5081-2 (0225) form, any substances included in this list **MUST be disclosed** to TE Connectivity.
- If available, include any relevant supporting documentation, such as test reports or compliance declarations for the above-mentioned environmental regulations.
- Provide detailed information about the materials used in your products, including any substances of concern.

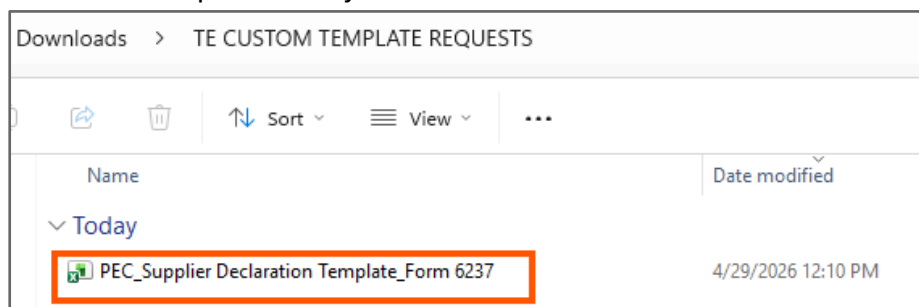
This information is crucial for our compliance efforts and to meet our customers' requirements. We appreciate your prompt attention to this matter.

If you have any questions or need clarification on any aspect of this request, please don't hesitate to contact us.

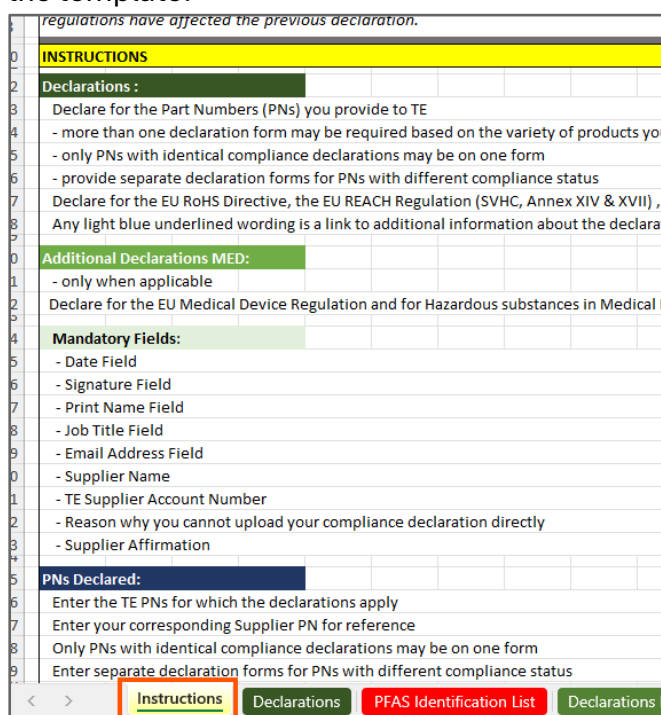
Best regards,

Supplier received email with TE Form 5096

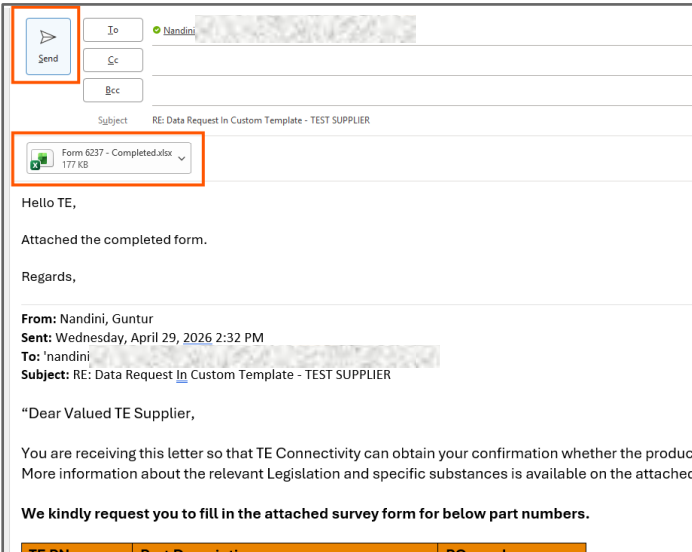
1. Place the template onto your local drive.



2. Open the Template → Navigate to **INSTRUCTIONS** tab to find the guidelines / instructions to fill the template.



3. Reply to the request email with the completed template form attached.



The screenshot shows an email composition window. At the top left, there is a 'Send' button with a paper plane icon. To its right are fields for 'To', 'Cc', and 'Bcc'. The 'To' field contains the name 'Nandini'. Below these fields is the 'Subject' line, which reads 'RE: Data Request In Custom Template - TEST SUPPLIER'. An attachment is shown below the subject line: 'Form 6237 - Completed.xlsx' with a size of '177 KB'. The main body of the email contains the following text:

Hello TE,

Attached the completed form.

Regards,

From: Nandini, Guntur
Sent: Wednesday, April 29, 2026 2:32 PM
To: 'nandini'
Subject: RE: Data Request In Custom Template - TEST SUPPLIER

“Dear Valued TE Supplier,

You are receiving this letter so that TE Connectivity can obtain your confirmation whether the product
More information about the relevant Legislation and specific substances is available on the attached

We kindly request you to fill in the attached survey form for below part numbers.

TE PN	Part Description	PO number
-------	------------------	-----------

— End of Section —

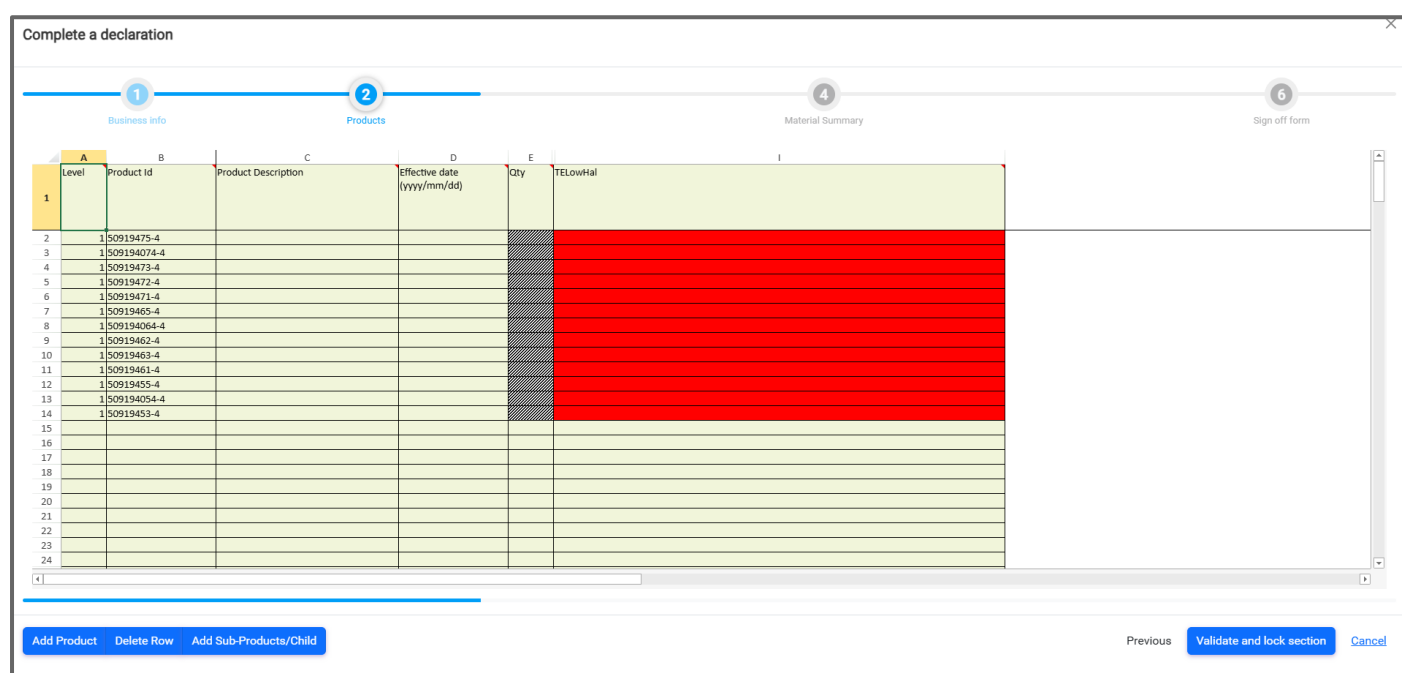
SECTION IX - TEMPORARY CMAP CHALLENGES & WORKAROUNDS FOR SUPPLIERS

This section outlines known temporary limitations in CMAP and the recommended workarounds to ensure successful completion of all requests.

1. MANAGING MULTIPLE PARTS IN A SINGLE SURVEY

Supplier may see multiple parts associated with the same compliance specification within a single survey form under the same Build ID.

This case demonstrates how supplier can manage the scenario if data is not available for all listed part numbers by submitting data selectively for only those parts where data is available and manage the remaining parts accordingly.



Complete a declaration

1 Business info 2 Products 4 Material Summary 6 Sign off form

A	B	C	D	E	I
Level	Product Id	Product Description	Effective date (yyyy/mm/dd)	Qty	TELow/Hal
1					
2	150919475-4				
3	1509194074-4				
4	150919473-4				
5	150919472-4				
6	150919471-4				
7	150919465-4				
8	1509194064-4				
9	150919462-4				
10	150919463-4				
11	150919461-4				
12	150919455-4				
13	1509194054-4				
14	150919453-4				
15					
16					
17					
18					
19					
20					
21					
22					
23					
24					

Add Product Delete Row Add Sub-Products/Child Previous Validate and lock section Cancel

Work Around:

1. On **'Products'** tab, select the parts for which data is not available or will be submitted later.
2. Click **Delete Row** to remove the part from the list.

Complete a declaration

1 Business info 2 Products 4 Material Summary 5 Sign off form

Level	Product Id	Product Description	Effective date (yyyy/mm/dd)	Qty	TELowVal
1					
2	150919475-4				
3	1509194074-4				
4	150919473-4				
5	150919472-4				
6	150919471-4				
7	150919406-4				
8	150919404-4				
9	150919402-4				
10	150919401-4				
11	150919401-4				
12	150919405-4				
13	150919405-4				
14	150919405-4				
15	150919403-4				
16					
17					
18					
19					
20					
21					
22					
23					
24					

Add Product Delete Row Add Sub-Products/Child Previous Validate and lock section Cancel

3. To remove multiple parts (listed in consecutive rows), select the relevant line items with the part numbers you wish to delete and press the 'Delete' key on your keyboard.

Complete a declaration

1 Business info 2 Products 4 Material Summary 5 Sign off form

Level	Product Id	Product Description	Effective date (yyyy/mm/dd)	Qty	TELowVal
1					
2	150919475-4				
3	1509194074-4				
4	150919473-4				
5	150919472-4				
6	150919471-4				
7	150919405-4				
8	150919406-4				
9	150919462-4				
10	150919463-4				
11	150919461-4				
12	150919405-4				
13	150919405-4				
14	150919453-4				
15					
16					
17					
18					
19					
20					
21					
22					
23					
24					

Add Product Delete Row Add Sub-Products/Child Previous Validate and lock section Cancel



Complete a declaration

1 Business info 2 Products 4 Material Summary 6 Sign off form

Level	Product Id	Product Description	Effective date (yyyy/mm/dd)	Qty	TELowVal
1					
2	150919475-4				
3	1509194074-4				
4	150919473-4				
5	150919472-4				
6					
7					
8					
9					
10					
11					
12					
13					
14					
15					
16					
17					
18					
19					
20					
21					
22					
23					
24					

Add Product Delete Row Add Sub-Products/Child Previous Validate and lock section Cancel

- Now provide the compliance data only for the parts in the form and click **Validate and lock section** to move to next section.

Complete a declaration

1 Business info 2 Products 4 Material Summary 6 Sign off form

A	B	C	D	E	F	G	H	I
Level	Product Id	Product Description	Effective date (yyyy/mm/dd)	Qty	Mass	Mass Type	TELowHal	
1								
2	150919475-4				10 gm		Product(s) does not contain TE Low Halogen Substances above thresholds	
3	1509194074-4				10 gm		Product(s) contains substances above the thresholds specified in the TE Low Halogen list	
4	150919473-4				10 gm		Product(s) does not contain TE Low Halogen Substances above thresholds	
5								
6								
7								
8								
9								
10								
11								
12								
13								
14								
15								
16								
17								
18								
19								
20								
21								
22								
23								
24								

Add Product Delete Row Add Sub-Products/Child Previous **Validate and lock section** Cancel

2. NOT APPLICABLE / ADDITIONAL FIELDS ON SURVEY FORM

While submitting a declaration, suppliers may see additional fields that are not required for the specific compliance specification. These are OOTB (Out Of The Box) fields intended to collect extra information and may **not be applicable to TE**.

TE is reviewing options to **remove non-applicable, non-mandatory fields**. Until then, suppliers are requested to **provide the information where indicated mandatory** and proceed if not mandatory.

Example:

In a **TE Low Halogen** survey, fields such as **Exemptions, PFAS Use, or Is UVCB** may appear. These fields are not applicable to **Low Halogen** and are **not mandatory**. Ignore to fill the details and move ahead to the next section.

Complete a declaration

1 Business info 2 Products 4 Material Summary Sign

A	B	C	D	E	F	G	H	I	J	K	L	M	N	O	P	Q
Sub Product	Group Authority	Group Identity	Substance Group	Substance	CAS Number	Reporting Level	Threshold	Reportable Application	Above Threshold?	Mass (mg)	Material Mass %	Material Name	Exemptions	PFAS Use	Is UVCB?	Comments
1																
2	1	TELowHal	TELowHal	1,4-Benzenediol, polymer	1,4-Benzenediol, polymer	79293-56-4	Material	900 PPM	All	Yes						
3																
4																
5																
6																
7																
8																
9																
10																
11																

3. DO NOT SUBMIT 'UNKNOWN'

The “*Unknown*” response is **NOT ALLOWED** for EU RoHS or any other Compliance Specification, **except** for **Latex, Allergens and Sensitizers** under EU Medical Device Regulation (EU MDR).

Complete a declaration

1 Business info 2 Products

Level	Product Id	Product Description	Effective date (yyyy/mm/dd)	Qty	EU RoHS Declaration
1					EU RoHS Declaration
2	1123456-7				EU RoHS compliant by exemption
3					EU RoHS compliant
4					EU RoHS compliant by exemption
5					Not EU RoHS compliant
6					obsolete
7					unknown
8					
9					
10					
11					
12					

Complete a declaration

1 Business info 2 Products 3 Material Summary 4 Sign-off form

Level	Product Id	Product Description	Effective date (yyyy/mm/dd)	Qty	Is a complex object or an article?	RoHS Declaration
1						
2	120919452-4					
3	120919453-4					No RoHS in article over 0.1% RoHS in article over 0.1%
4						
5						
6						
7						
8						
9						
10						
11						
12						
13						
14						
15						
16						
17						
18						
19						
20						
21						
22						
23						
24						

Add Product Delete Row Add Sub-Products/Child Previous Validate and lock section Cancel

Complete a declaration

1 Business info 2 Products 4 Material Summary

Level	Product Id	Product Description	Effective date (yyyy/mm/dd)	Qty	Mass	Mass Type	PFAS Declaration
1							
2	1123456-7					1 gm	PFAS substances present
3							No PFAS substances present
4							PFAS substances present
5							Obsolete
6							Unknown
7							
8							
9							
10							

Complete a declaration

1 Business info 2 Products

	A	B	C	D	E	K
	Level	Product Id	Product Description	Effective date (yyyy/mm/dd)	Qty	EUMDR-0625
1						
2	1	123456-7				No CMR 1A/1B or EDC present
3						CMR 1A/1B or EDC over 0.1%
4						No CMR 1A/1B or EDC over 0.1%
5						No CMR 1A/1B or EDC present
6						Obsolete
7						Unknown
8						
9						
10						
11						
12						

Suppliers **ARE ALLOWED** to choose *'Unknown'* only on **Latex & Allergens & Sensitizers Declaration** under **EU Medical Device Regulation**.

Complete a declaration

1 Business info 2 Products 4 Material Summary

	A	B	C	D	E	I	J	K
	Level	Product Id	Product Description	Effective date (yyyy/mm/dd)	Qty	Latex Declaration	Allergens and Sensitizers Declaration	EUMDR-0625
1								
2	1	123456-7				Unknown	Unknown	No CMR 1A/1B or EDC present
3								
4								
5								
6								
7								
8								
9								
10								
11								
12								

'Unknown' Status Acceptable Compliance Spec	'Unknown' Status NOT Acceptable Compliance Specs
<ul style="list-style-type: none"> - Latex - Allergens and Sensitizers Declaration (Visible under EU MDR survey) 	<ul style="list-style-type: none"> - EU ROHS - EU REACH - PFAS

Table 3

— End of Section —

SECTION X - TABLES IN THE DOCUMENT

Table 1:

S. No	Field Name	Definition	What You Need to Do
1	Sub Product	Part or Product Number used in the campaign	Auto-filled (select from list). Displays part numbers from the previous section when you click the cell (A2).
2	Group Authority	Chemical group selection menu	Auto-filled after selection
3	Substance Group	Group of substances (optional)	Auto-filled
4	Substance	Name of the reportable chemical / substance	Auto-filled based on selection through 'Group Authority'
5	Reporting Level	Level required for reporting as per regulation	Auto-filled
6	Threshold	Limit value for the substance	Auto-filled
7	Reportable Application	Application where the substance is regulated	Ignore (not needed for supplier)
8	Above Threshold	Shows if substance is above allowed limit (Yes/No)	Auto-filled
9	Mass	Mass of the substance in material you're declaring	Enter value manually
10	Material Mass %	Percentage of material (you are declaring) in the part	Enter value manually (only if mandatory)
11	Material Name	Name of the material being declared	Enter manually
12	Exemptions	EU RoHS Exemptions - (Applicable for ONLY EU RoHS)	Enter only if applicable for EU RoHS (ignore for other compliance specs)
13	UVCB	Indicates if the substance is a complex composition (UVCB)	Fill only if applicable

Table 2:

Compliance Specification	Group Authority
EU RoHS	IPC
EU REACH SVHC	REACH - 0226
EU REACH Article 67 (Annex XVII / Restriction List)	EUREACH - ARTICLE 67-2024/2462
CA PROPOSITION 65	Prop65
PFAS	PFAS
EU MDR	MDR
TE Connectivity Banned & Targeted Substances	TEBanned
TE Low Halogen	TELowHal

Table 3:

'Unknown' Status Acceptable Compliance Spec	'Unknown' Status NOT Acceptable Compliance Specs
<ul style="list-style-type: none"> - Latex - Allergens and Sensitizers Declaration (Visible under EU MDR survey) 	<ul style="list-style-type: none"> - EU ROHS - EU REACH - PFAS

— End of Section —

Revision History

Revision	Date	Description
1	4 May 2026	Initial release
2	21 May 2026	Minor format changes
3	12 June 2026	Minor format changes, screenshots updates, SECTION II (F) and SECTION II (G) added, section references added, SECTION IX workarounds updated
4	17 June 2026	Minor format changes, updates on SECTION II (B)(2), updates on info note in SECTION IV